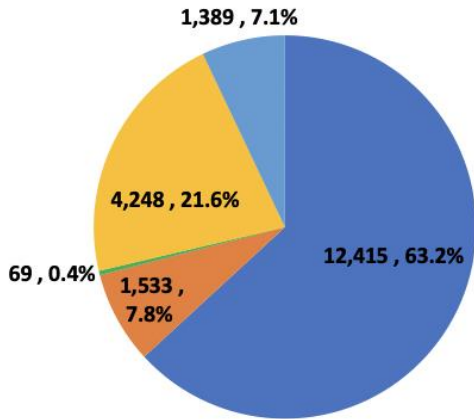


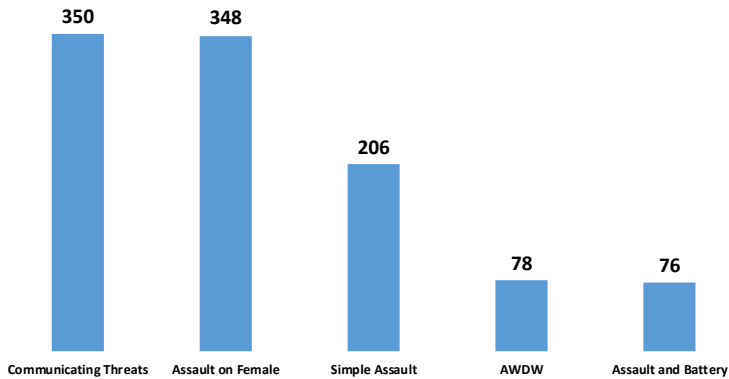
63.2% of Wayne County misdemeanor charges were for nonviolent and non-DWI related traffic offenses, 21.6% were for other nonviolent offenses, 7.8% were for DWI and related offenses, 7.1% were for violent offenses, and .4% were for nonviolent ordinance violations.

2019 Charged Misdemeanors

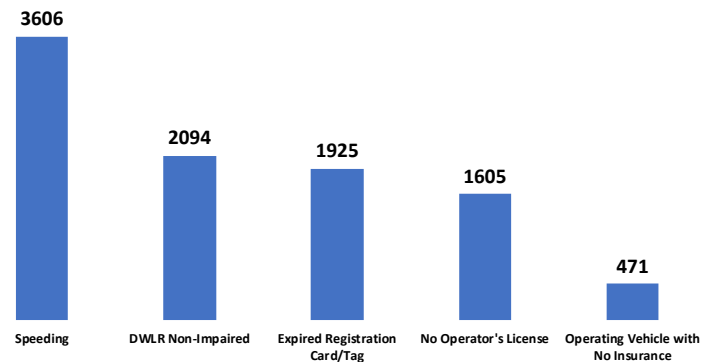


- Nonviolent, Non-DWI Related Traffic Misdemeanor Charges
- DWI & Related Misdemeanor Charges
- Nonviolent Ordinance Violation Misdemeanor Charges
- Other Nonviolent Misdemeanor Charges
- Violent Misdemeanor Charges

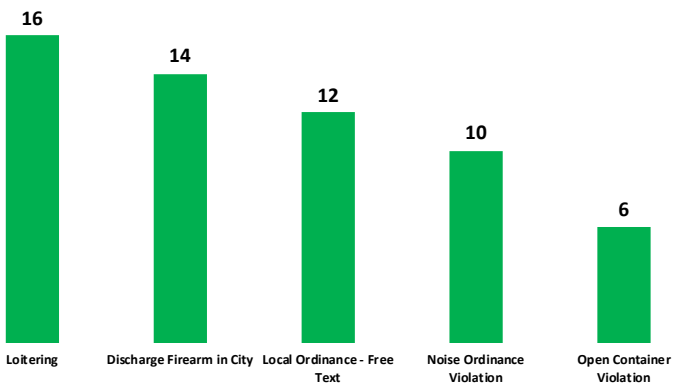
Most Commonly Charged Violent Misdemeanors



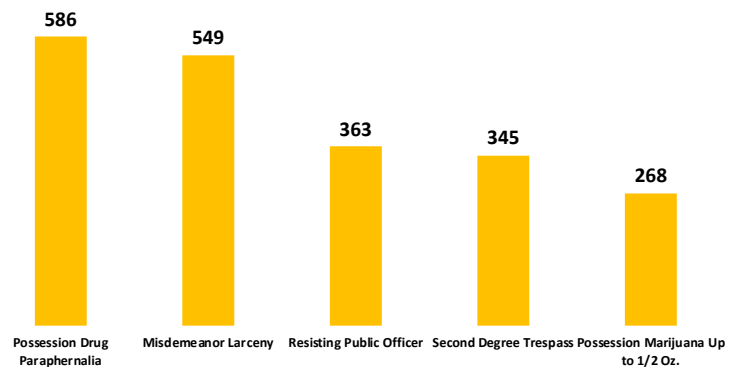
Most Commonly Charged Non-DWI Related Traffic Misdemeanors



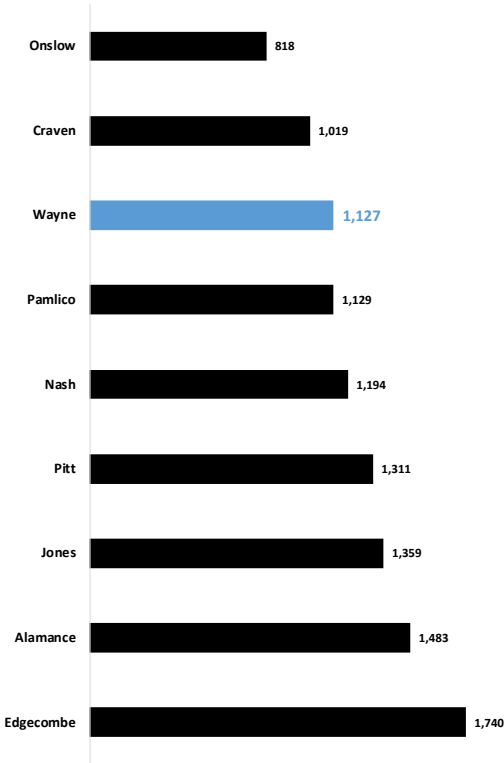
Most Commonly Charged Ordinance Violations



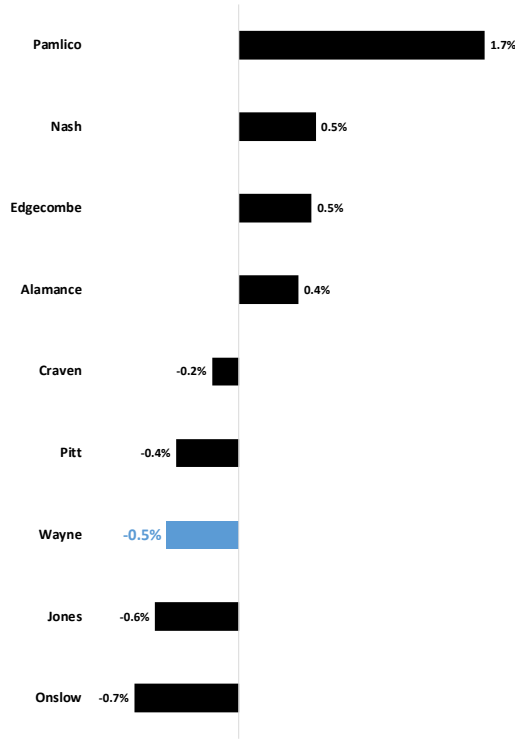
Most Commonly Charged Other Nonviolent Misdemeanors



2019 Violent Misdemeanor Charges Per 100,000 Population Among Medium Metro Counties



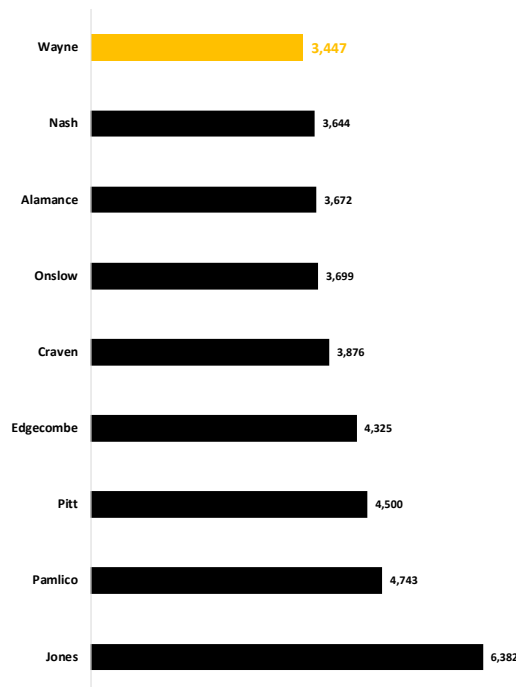
2018 - 2019 Change in Percentage Violent Misdemeanor Charges Among Medium Metro Counties



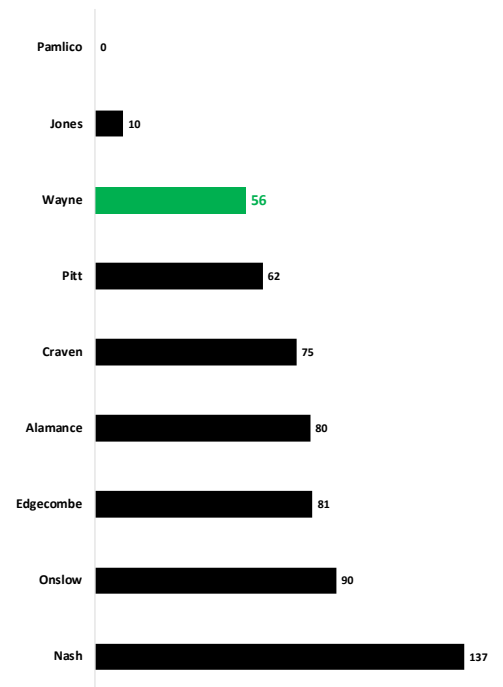
Among small metro counties¹, Wayne County had the third lowest number of violent misdemeanor charges per 100,000 residents in 2019 at **1,127**. Between 2018 and 2019, Wayne County had the third largest decrease in violent misdemeanor charges among medium metro counties at **.5** percentage points.

Among small metro counties¹, Wayne County had the lowest number of other nonviolent misdemeanor charges per 100,000 residents in 2019 at **3,447**. Wayne County had the third lowest number of ordinance violation charges per 100,000 residents in 2019 at **56**.

2019 Other Nonviolent Misdemeanor Charges Per 100,000 Population Among Medium Metro Counties



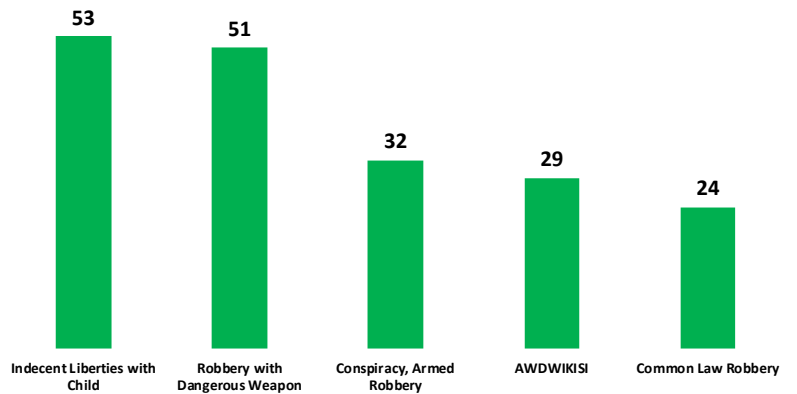
2019 Ordinance Violation Charges Per 100,000 Population Among Medium Metro Counties



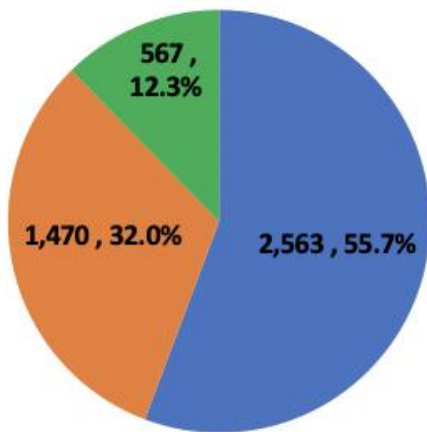
¹ Small metro counties are defined by the National Center for Health Statistics as those counties in metropolitan statistical areas with populations less than 250,000.

12.3% of Wayne County felony charges were for violent felonies, **32.0%** were for nonviolent drug felonies, and **55.7%** were for other nonviolent felonies.

Most Commonly Charged Violent Felonies

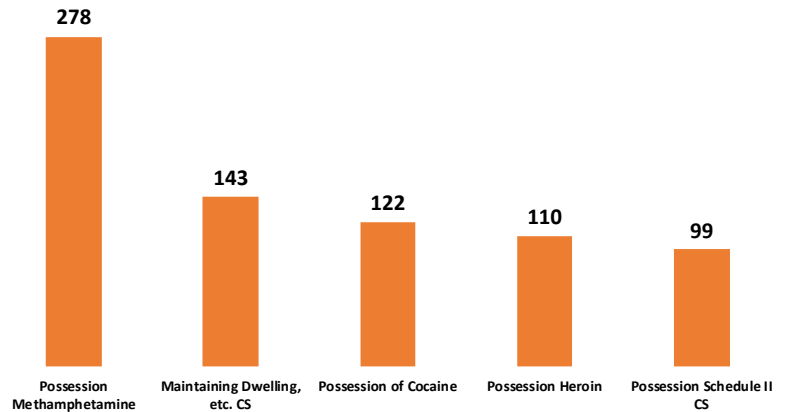


2019 Charged Felonies

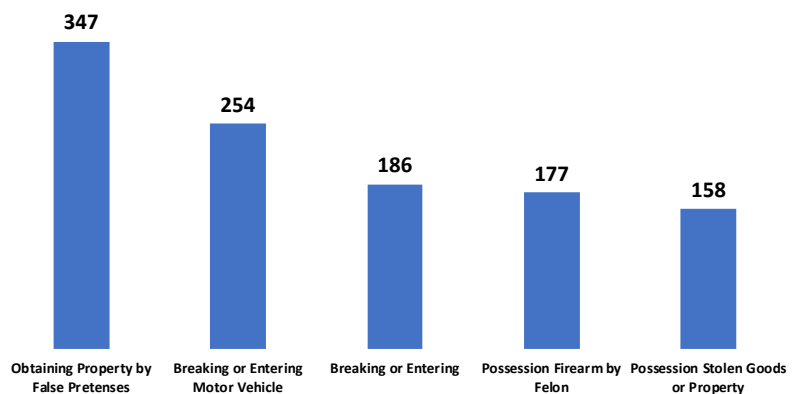


- Nonviolent Felonies, Other
- Nonviolent Drug Felonies
- Violent Felonies

Most Commonly Charged Drug Felonies



Most Commonly Charged Other Nonviolent Felonies

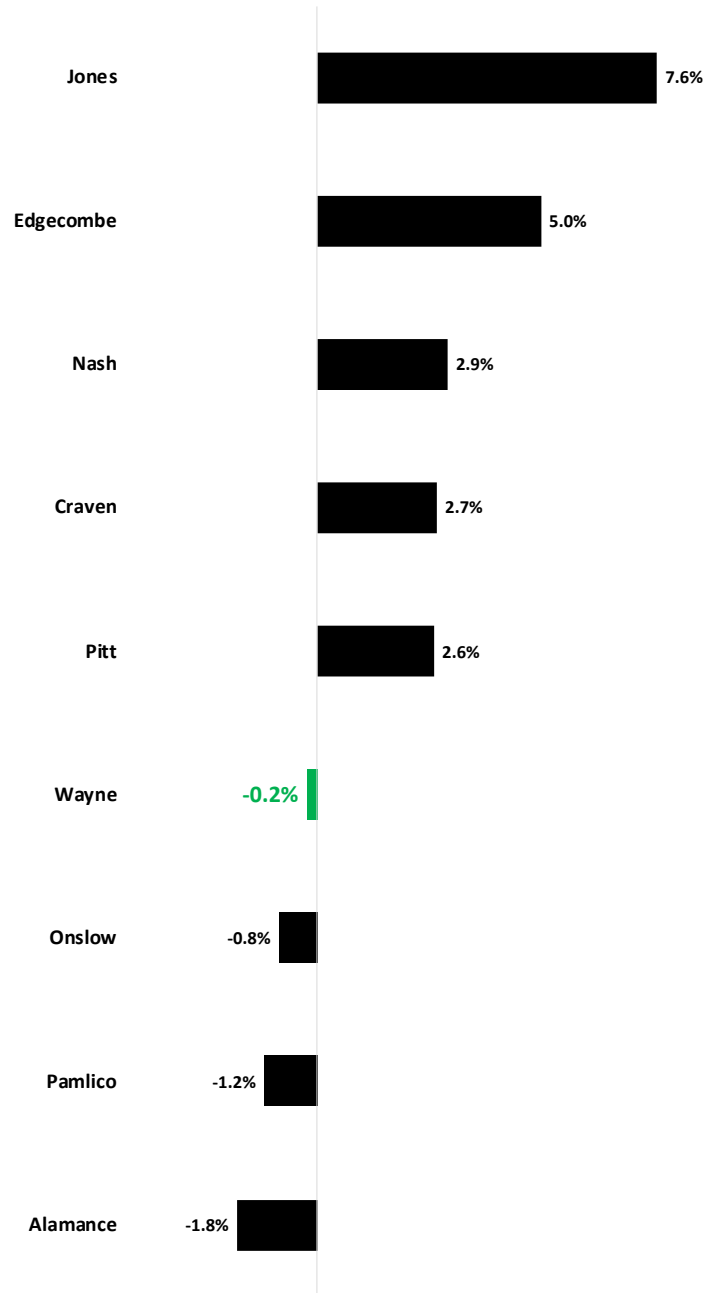


Among small metro counties¹, Wayne County had the third lowest number of violent felony charges per 100,000 residents in 2019 at **460**. Between 2018 and 2019, Wayne County had the fourth largest decrease in violent felony charges at **.2** percentage points.

2019 Violent Felony Charges Per 100,000 Population Among Medium Metro Counties



2018 - 2019 Change in Percentage Violent Felony Charges Among Medium Metro Counties



¹ Small metro counties are defined by the National Center for Health Statistics as those counties in metropolitan statistical areas with populations less than 250,000.