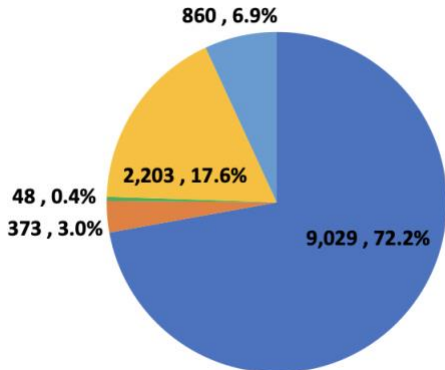


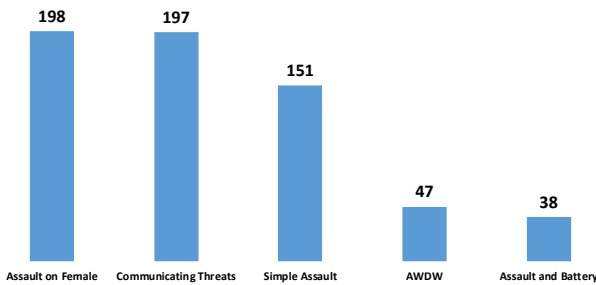
72.2% of Lenoir County misdemeanor charges were for nonviolent and non-DWI related traffic offenses, 17.6% were for other nonviolent offenses, 3.0% were for DWI and related offenses, 6.9% were for violent offenses, and .4% were for nonviolent ordinance violations.

2019 Charged Misdemeanors

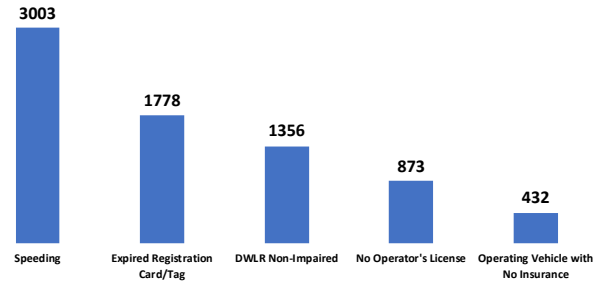


- Nonviolent, Non-DWI Related Traffic Misdemeanor Charges
- DWI & Related Misdemeanor Charges
- Nonviolent Ordinance Violation Misdemeanor Charges
- Other Nonviolent Misdemeanor Charges
- Violent Misdemeanor Charges

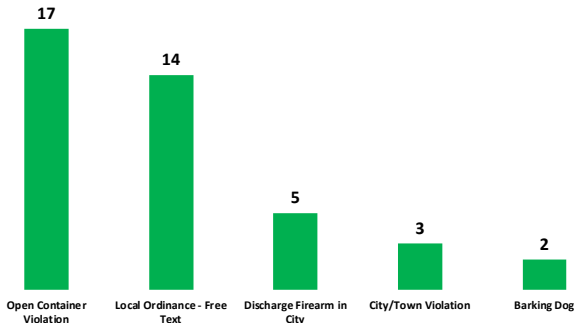
Most Commonly Charged Violent Misdemeanors



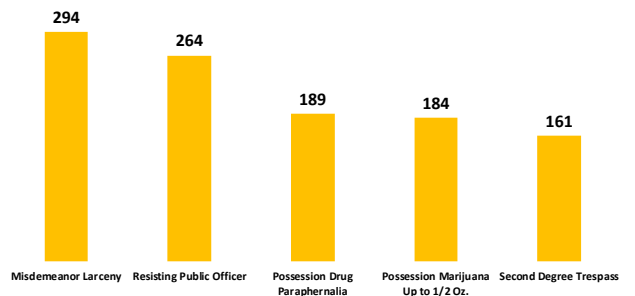
Most Commonly Charged Non-DWI Related Traffic Misdemeanors



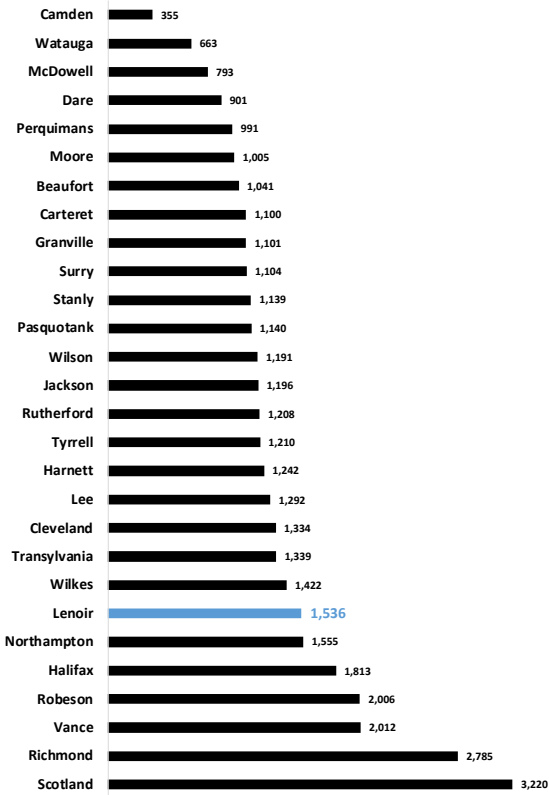
Most Commonly Charged Ordinance Violations



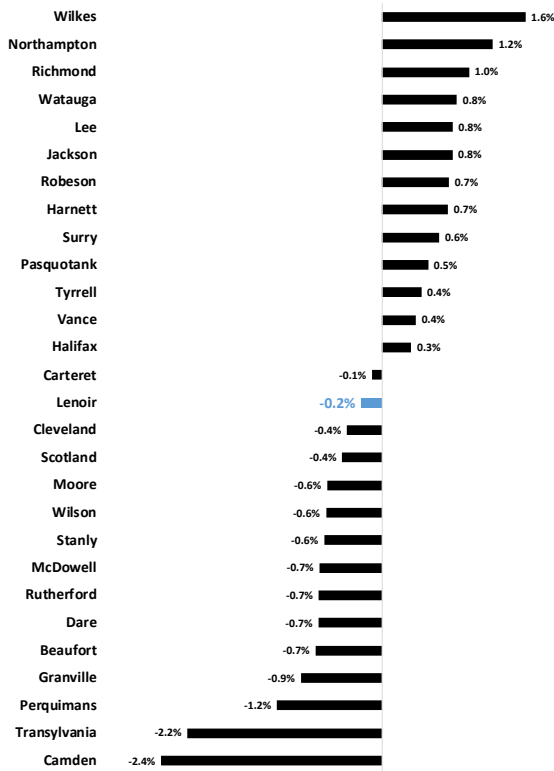
Most Commonly Charged Other Nonviolent Misdemeanors



2019 Violent Misdemeanor Charges Per 100,000 Population Among Noncore Counties

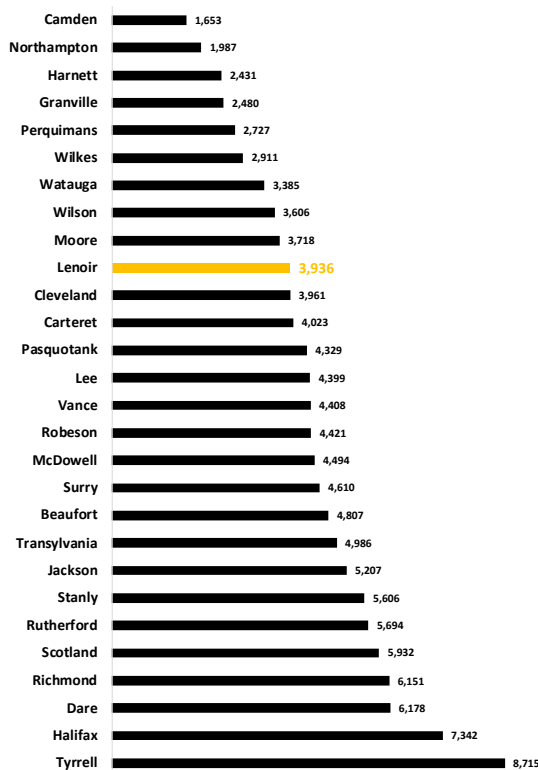


2018 - 2019 Change in Percentage Violent Misdemeanor Charges Among Noncore Counties

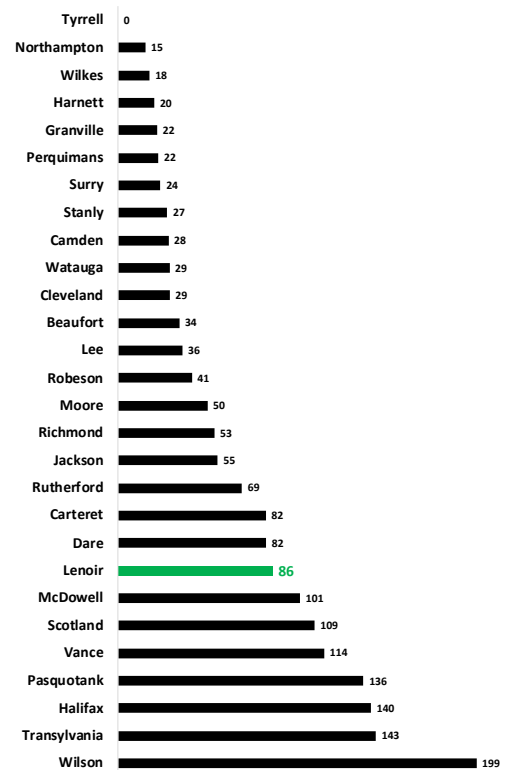


Among micropolitan counties¹, Lenoir County had the seventh highest number of violent misdemeanor charges per 100,000 residents in 2019 at **1,536**. Between 2018 and 2019, Lenoir County had the 14th largest decrease in violent misdemeanor charges among micropolitan counties at **.2** percentage points.

2019 Other Nonviolent Misdemeanor Charges Per 100,000 Population Among Noncore Counties



2019 Ordinance Violation Charges Per 100,000 Population Among Noncore Counties

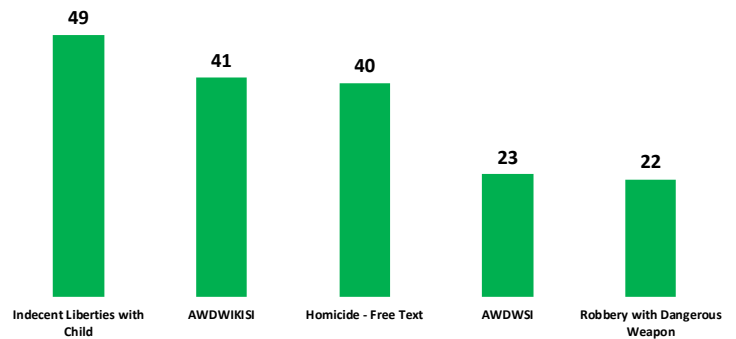


Among micropolitan counties¹, Lenoir County had the 10th lowest number of other nonviolent misdemeanor charges per 100,000 residents in 2019 at **3,936**. Lenoir County had the eighth highest number of ordinance violation charges per 100,000 residents in 2019 at **86**.

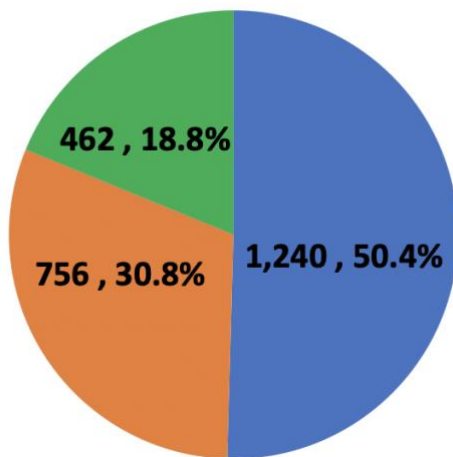
¹ Micropolitan counties are counties in micropolitan statistical areas, which are defined by the Office of Management and Budget as having a core concentrated population of at least 10,000 and less than 50,000.

18.8% of Lenoir County felony charges were for violent felonies, **30.8%** were for nonviolent drug felonies, and **50.4%** were for other nonviolent felonies.

Most Commonly Charged Violent Felonies

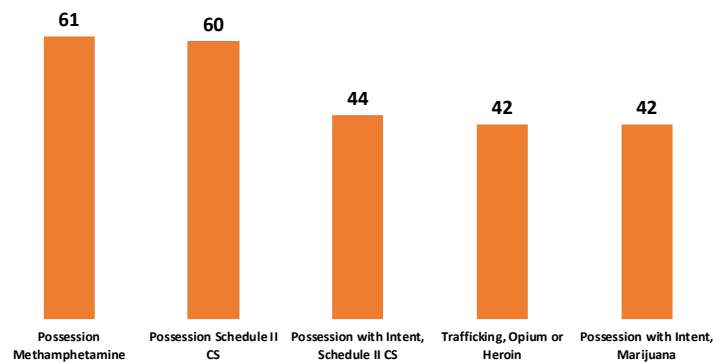


2019 Charged Felonies

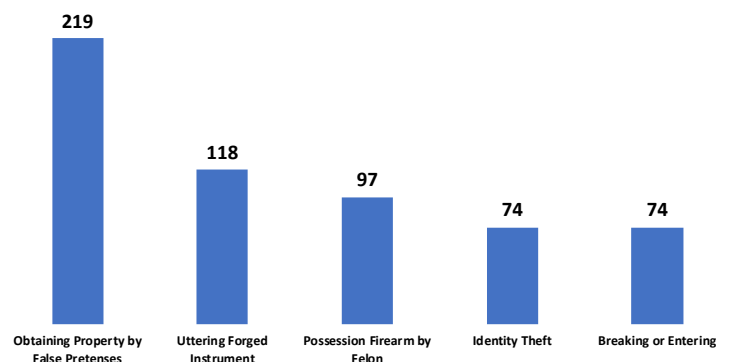


- Nonviolent Felonies, Other
- Nonviolent Drug Felonies
- Violent Felonies

Most Commonly Charged Drug Felonies

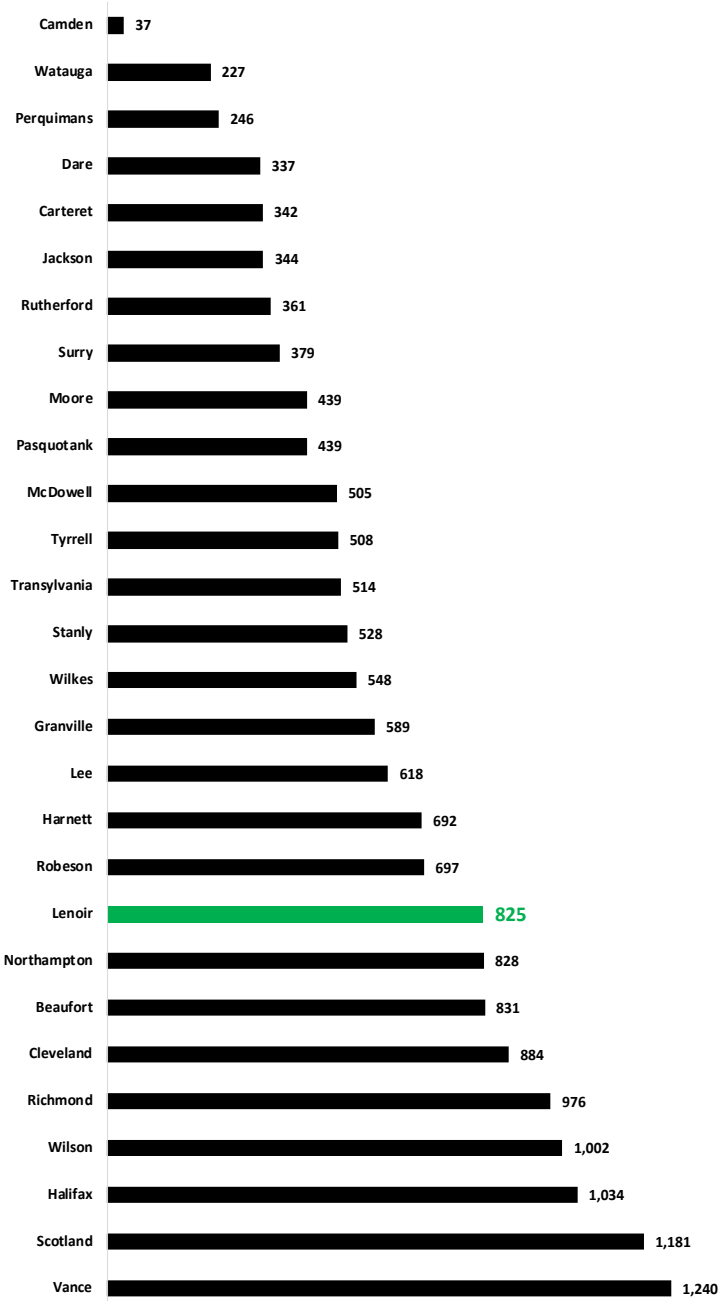


Most Commonly Charged Other Nonviolent Felonies

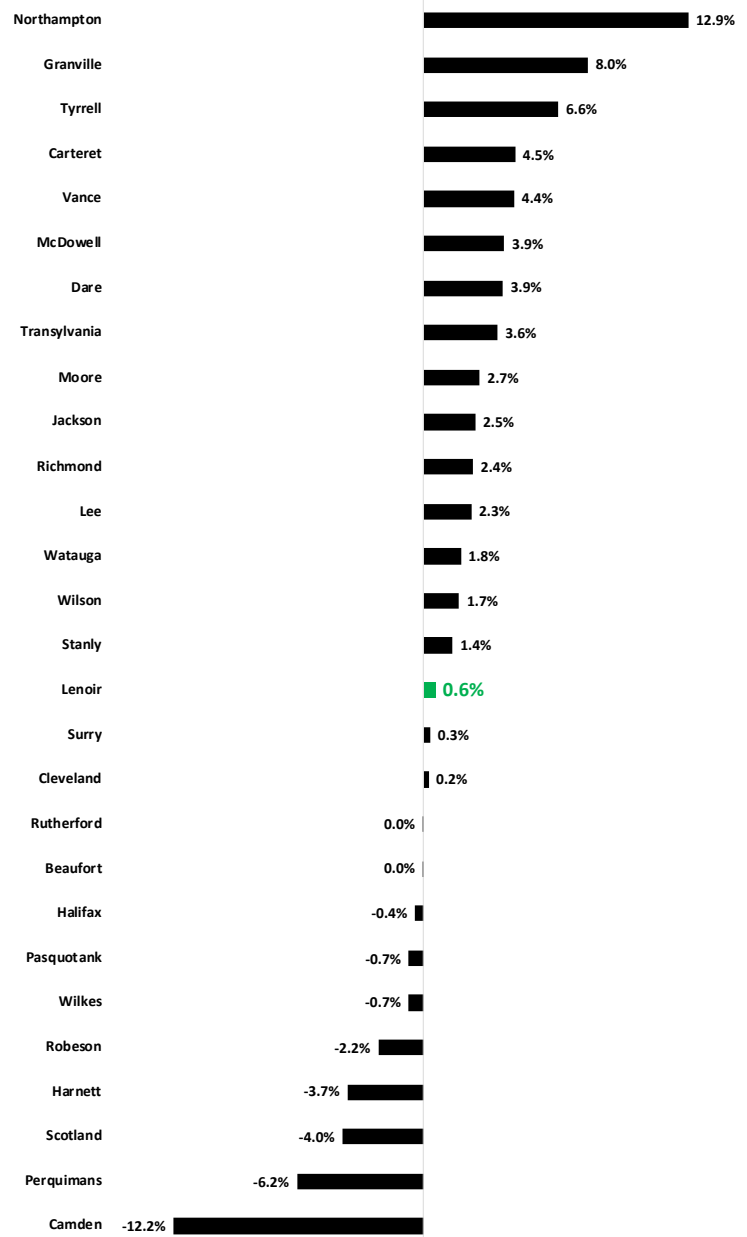


Among micropolitan counties¹, Lenoir County had the ninth highest number of violent felony charges per 100,000 residents in 2019 at **825**. Between 2018 and 2019, Lenoir County had the 16th largest increase in violent felony charges among micropolitan counties at **.6** percentage points.

2019 Violent Felony Charges Per 100,000 Population Among Noncore Counties



2018 - 2019 Change in Percentage Violent Felony Charges Among Noncore Counties



¹ Micropolitan counties are counties in micropolitan statistical areas, which are defined by the Office of Management and Budget as having a core concentrated population of at least 10,000 and less than 50,000.