

66.8% of Iredell County misdemeanor charges were for nonviolent and non-DWI related traffic offenses, 24.0% were for other nonviolent offenses, 4.0% were for DWI and related offenses, 5.1% were for violent offenses, and 0.2% were for nonviolent ordinance violations.

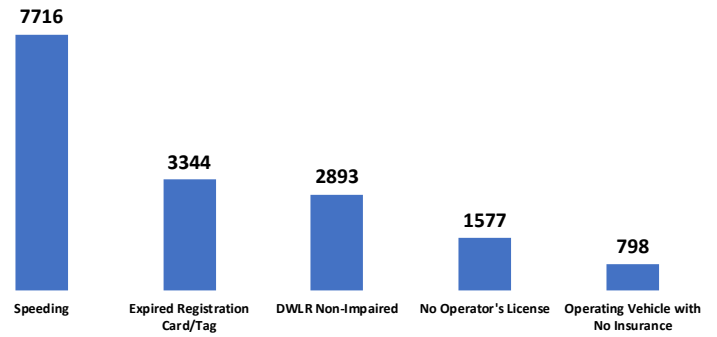
### 2019 Charged Misdemeanors



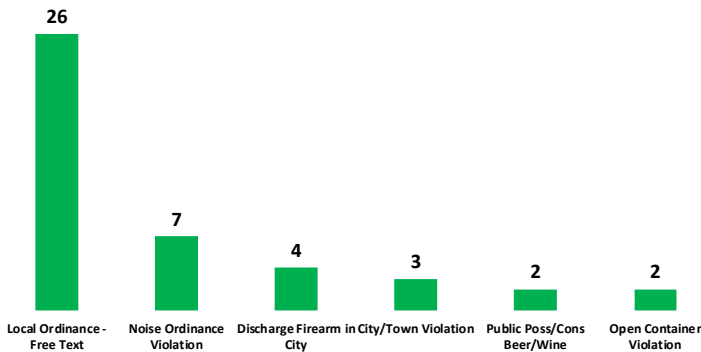
#### Most Commonly Charged Violent Misdemeanors



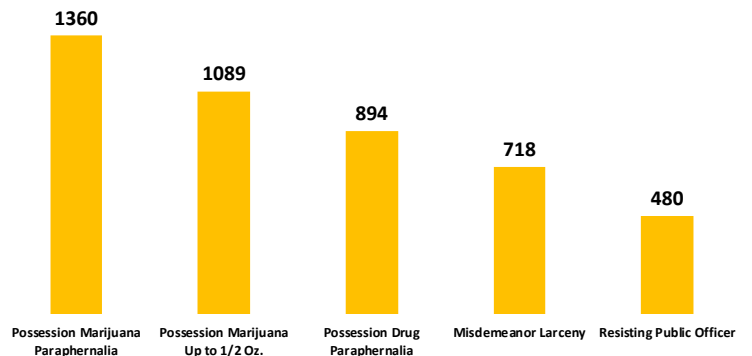
#### Most Commonly Charged Non-DWI Related Traffic Misdemeanors



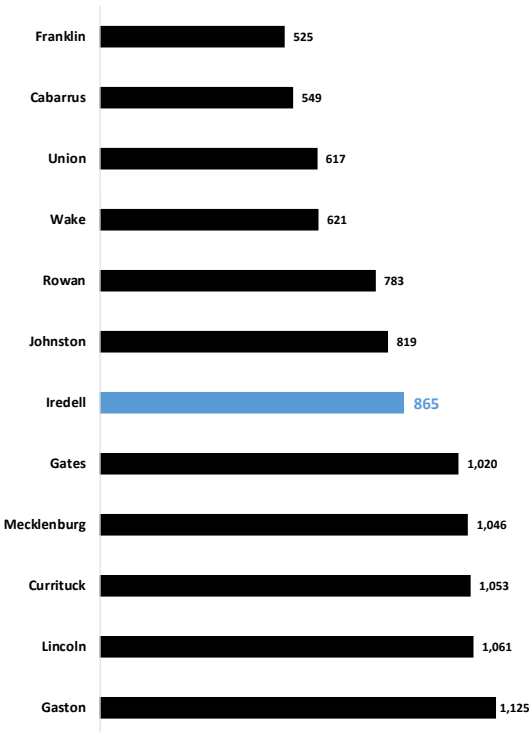
#### Most Commonly Charged Ordinance Violations



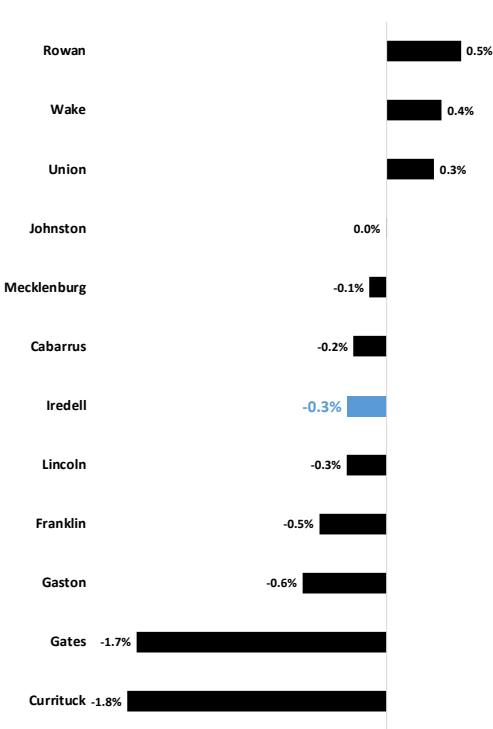
#### Most Commonly Charged Other Nonviolent Misdemeanors



2019 Violent Misdemeanor Charges Per 100,000 Population Among Medium Metro Counties



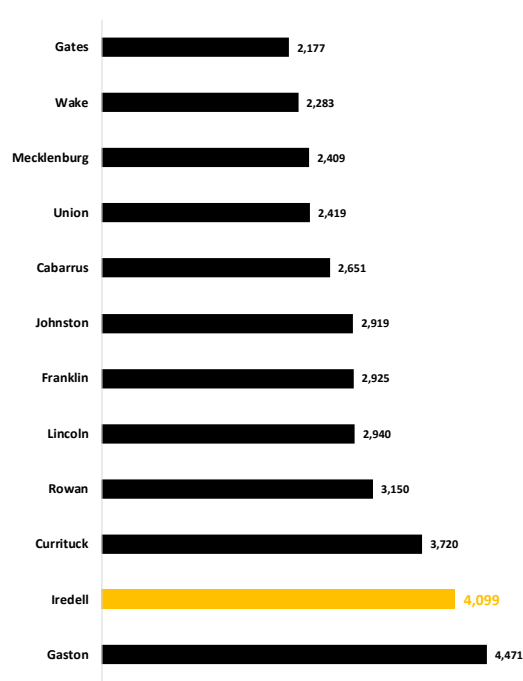
2018 - 2019 Change in Percentage Violent Misdemeanor Charges Among Medium Metro Counties



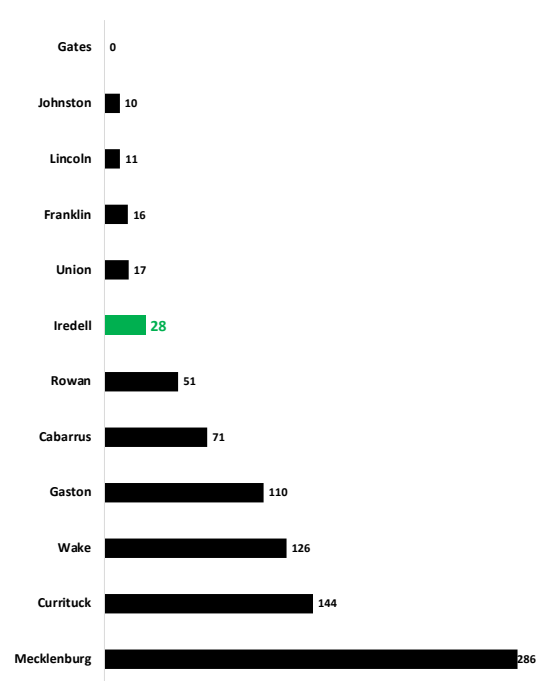
Among large central and large fringe metro counties<sup>1,2</sup>, Iredell County had the sixth highest number of violent misdemeanor charges per 100,000 residents in 2019 at **865**. Between 2018 and 2019, Iredell County had the sixth largest decrease in violent misdemeanor charges among medium metro counties at **.3** percentage points.

Among large central and large fringe metro counties<sup>1,2</sup>, Iredell County had the second highest number of other nonviolent misdemeanor charges per 100,000 residents in 2019 at **4,099**. Iredell County had the sixth lowest number of ordinance violation charges per 100,000 residents in 2019 at **28**.

2019 Other Nonviolent Misdemeanor Charges Per 100,000 Population Among Medium Metro Counties



2019 Ordinance Violation Charges Per 100,000 Population Among Medium Metro Counties

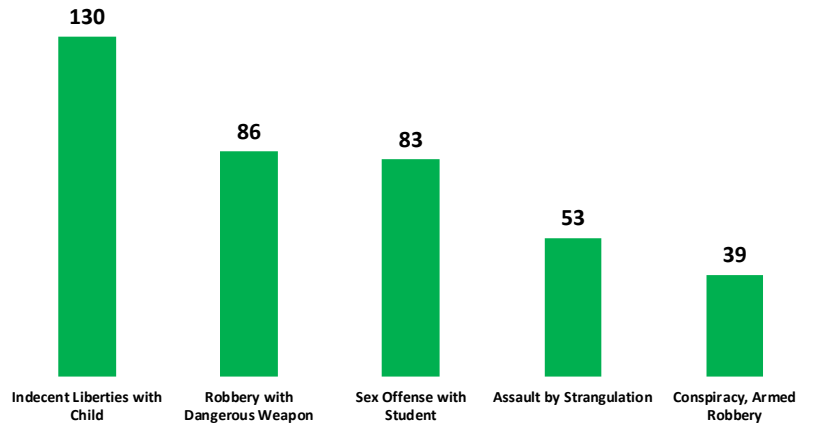


<sup>1</sup> Large central metro counties are defined by the National Center for Health Statistics as counties in metropolitan statistical areas (MSAs) with populations of 1 million or more that meet one of three criteria: (1) contain the entire population of the largest principal city in the MSA, (2) are completely contained within the largest principal city of the MSA, or (3) contain at least 250,000 residents of any of the MSA's principal cities.

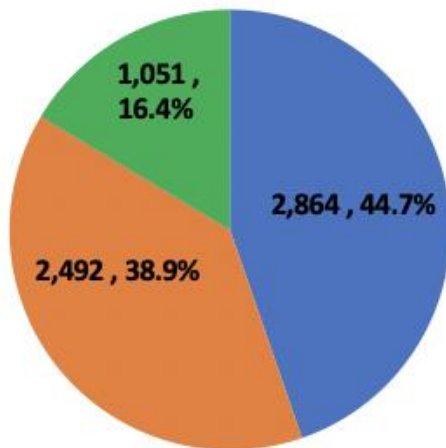
<sup>2</sup> Large fringe metro counties are those counties in MSAs of 1 million or more that do not meet one of the three listed requirements.

**16.4%** of Iredell County felony charges were for violent felonies, **38.9%** were for nonviolent drug felonies, and **44.7%** were for other nonviolent felonies.

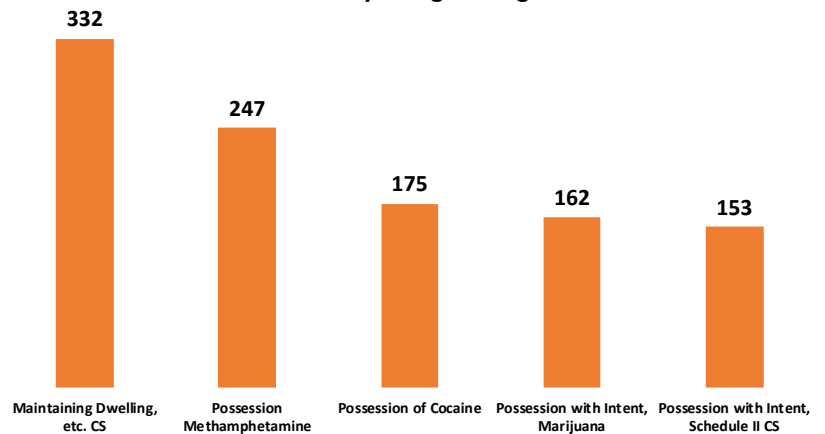
Most Commonly Charged Violent Felonies



## 2019 Charged Felonies

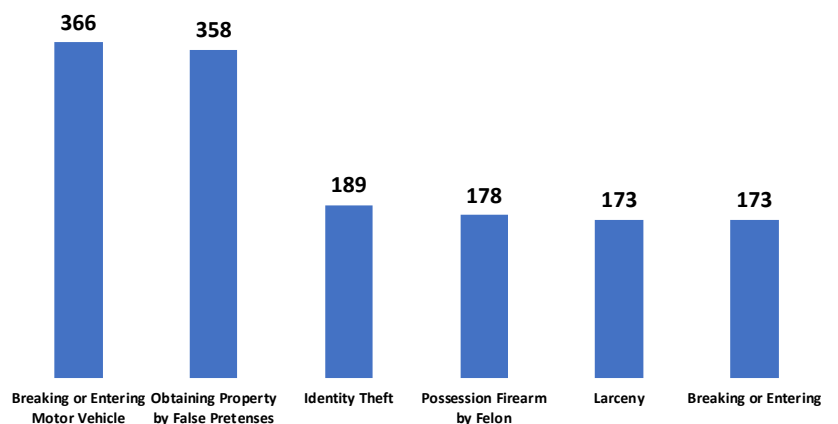


Most Commonly Charged Drug Felonies



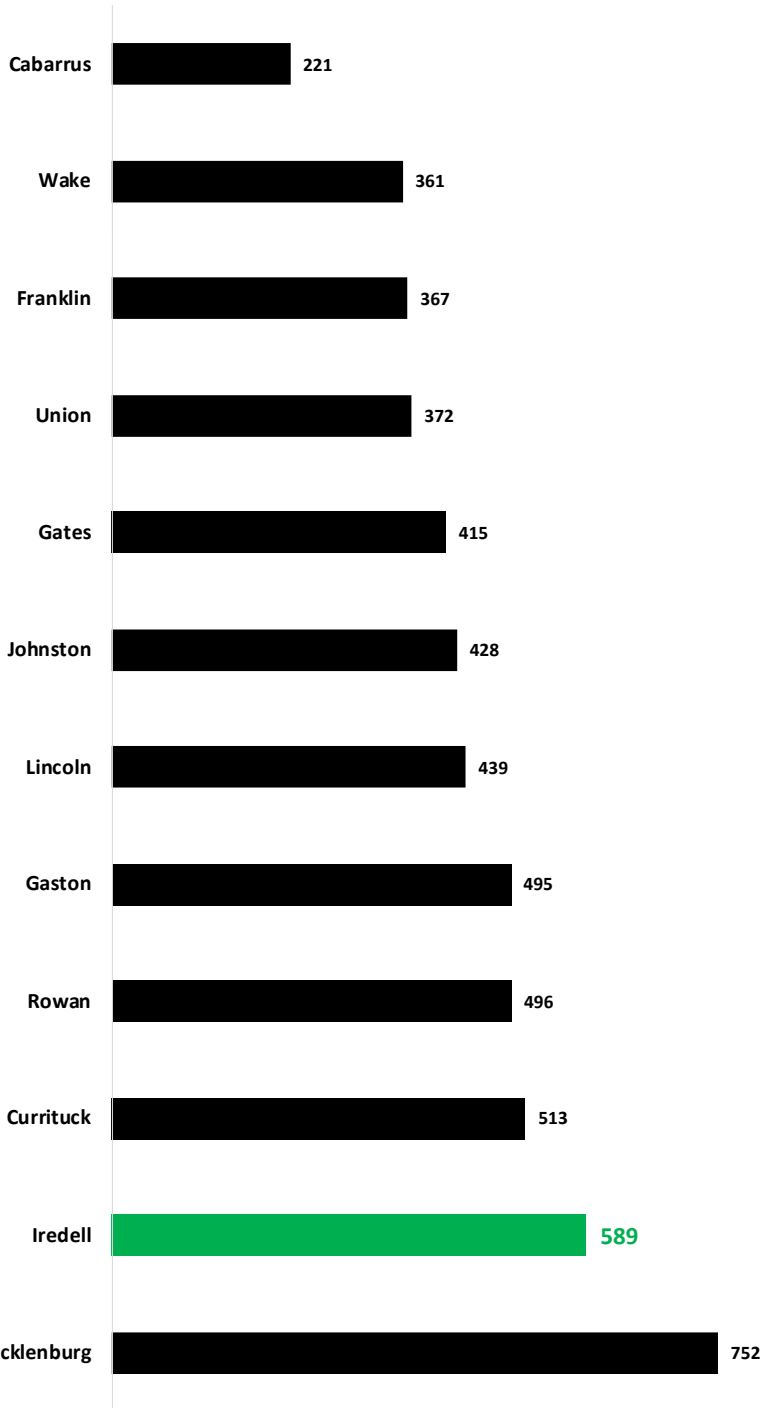
- Nonviolent Felonies, Other
- Nonviolent Drug Felonies
- Violent Felonies

Most Commonly Charged Other Nonviolent Felonies

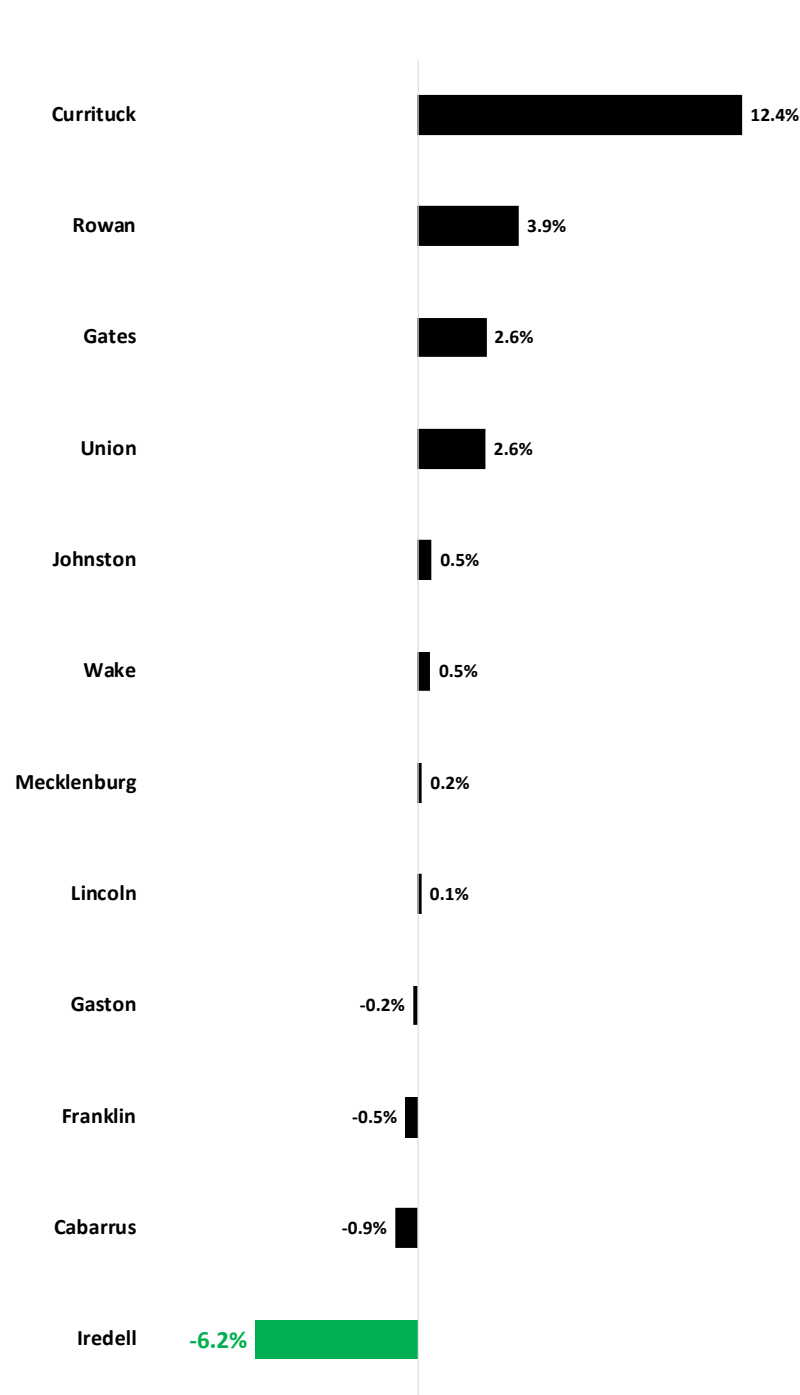


Among large central metro counties<sup>1</sup> and large fringe metro counties<sup>2</sup>, Iredell County had the second highest number of violent felony charges per 100,000 residents in 2019 at **589**. Between 2018 and 2019, Iredell County had the largest decrease in violent felony charges at **6.2** percentage points.

2019 Violent Felony Charges Per 100,000 Population Among Medium Metro Counties



2018 - 2019 Change in Percentage Violent Felony Charges Among Medium Metro Counties



<sup>1</sup> Large central metro counties are defined by the National Center for Health Statistics as counties in metropolitan statistical areas (MSAs) with populations of 1 million or more that meet one of three criteria: (1) contain the entire population of the largest principal city in the MSA, (2) are completely contained within the largest principal city of the MSA, or (3) contain at least 250,000 residents of any of the MSA's principal cities.

<sup>2</sup> Large fringe metro counties are those counties in MSAs of 1 million or more that do not meet one of the three listed requirements.