
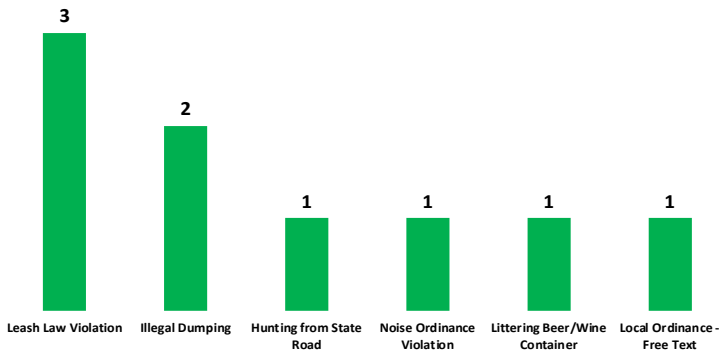


57.7% of Cherokee County misdemeanor charges were for nonviolent and non-DWI related traffic offenses, 28.1% were for other nonviolent offenses, 4.8% were for DWI and related offenses, 9.2% were for violent offenses, and .2% were for nonviolent ordinance violations.

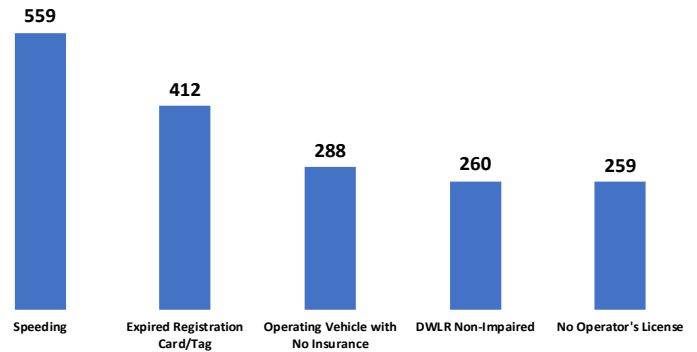
2019 Charged Misdemeanors



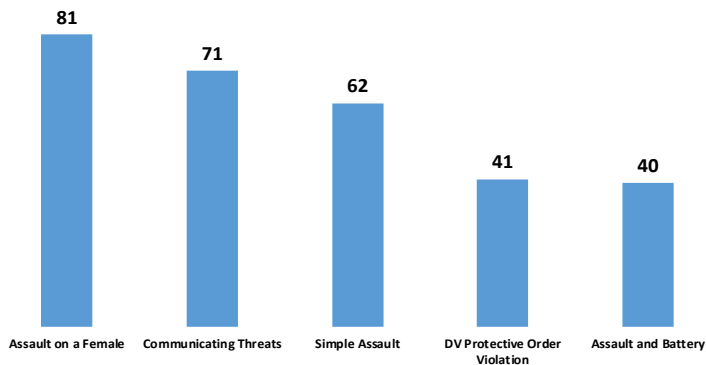
Most Commonly Charged Ordinance Violations



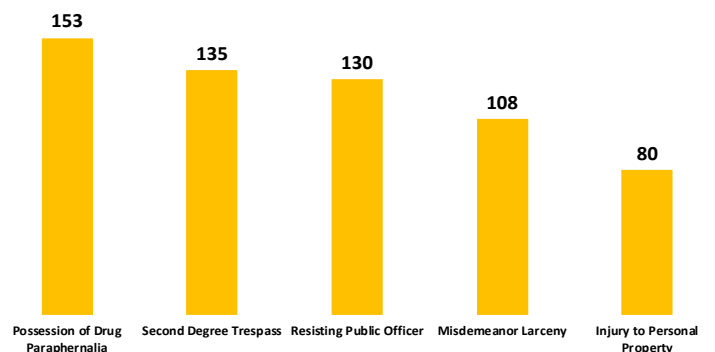
Most Commonly Charged Non-DWI Related Traffic Misdemeanors



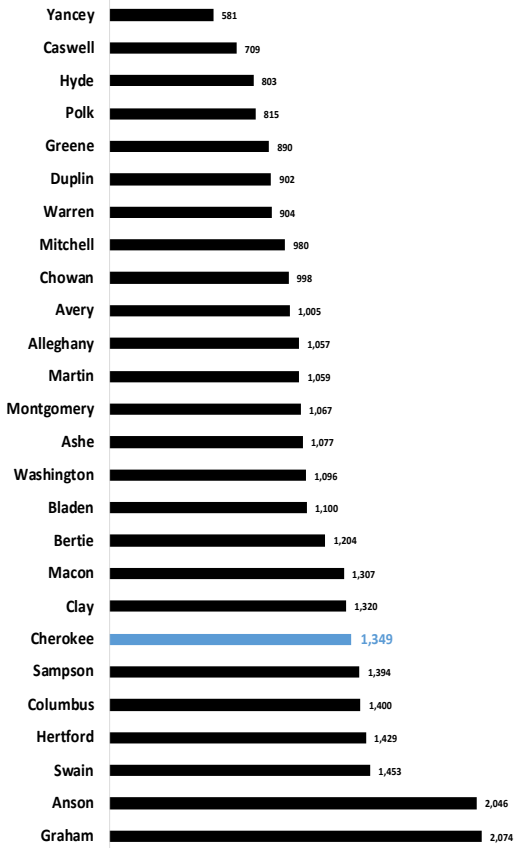
Most Commonly Charged Violent Misdemeanors



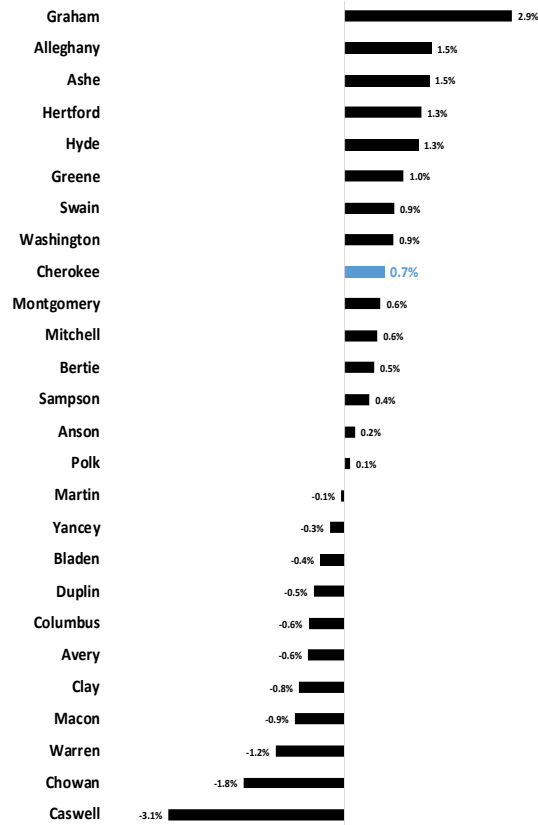
Most Commonly Charged Other Nonviolent Misdemeanors



2019 Violent Misdemeanor Charges Per 100,000 Population Among Noncore Counties

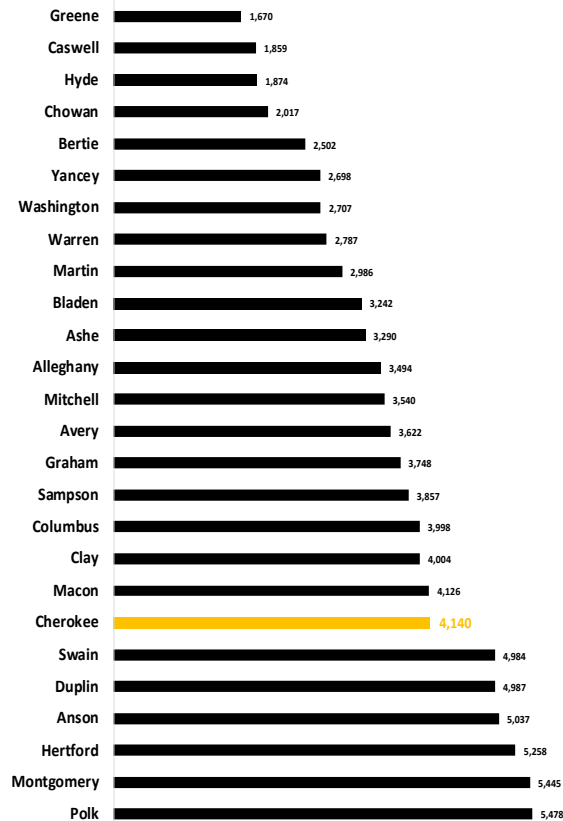


2018 - 2019 Change in Percentage Violent Misdemeanor Charges Among Noncore Counties

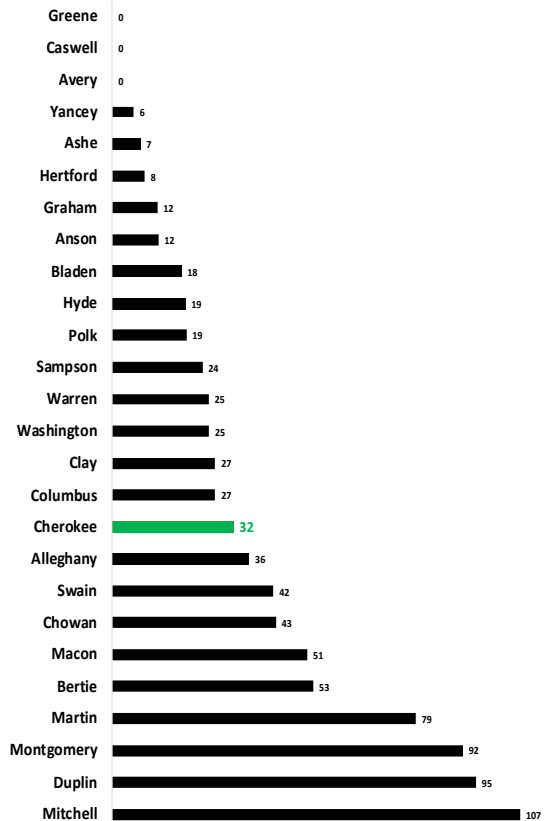


Among noncore counties¹, Cherokee County had the seventh highest number of violent misdemeanor charges per 100,000 residents in 2019 at **1,349**. Between 2018 and 2019, Cherokee County had the ninth largest increase in violent misdemeanor charges among noncore counties at **.7** percentage points.

2019 Other Nonviolent Misdemeanor Charges Per 100,000 Population Among Noncore Counties



2019 Ordinance Violation Charges Per 100,000 Population Among Noncore Counties

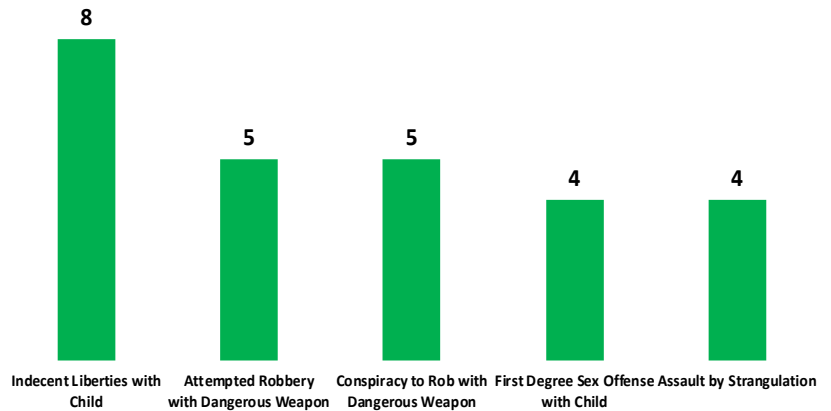


Among noncore counties¹, Cherokee County had the seventh highest number of other nonviolent misdemeanor charges per 100,000 residents in 2019 at **4,140**. Cherokee County had the 10th highest number of ordinance violation charges per 100,000 residents in 2019 at **32**.

¹ Noncore counties are nonmetropolitan counties that do not qualify as micropolitan according to the Office of Management and Budget.

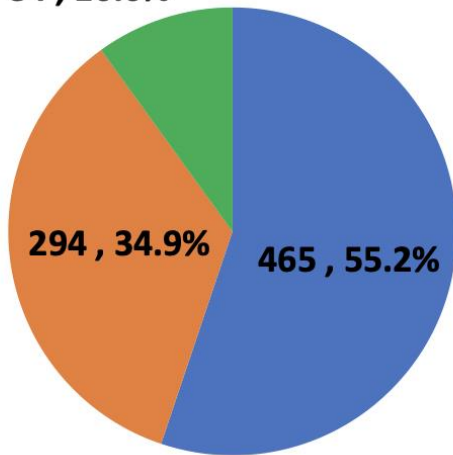
10.0% of Cherokee County felony charges were for violent felonies, 34.9% were for nonviolent drug felonies, and 55.2% were for other nonviolent felonies.

Most Commonly Charged Violent Felonies

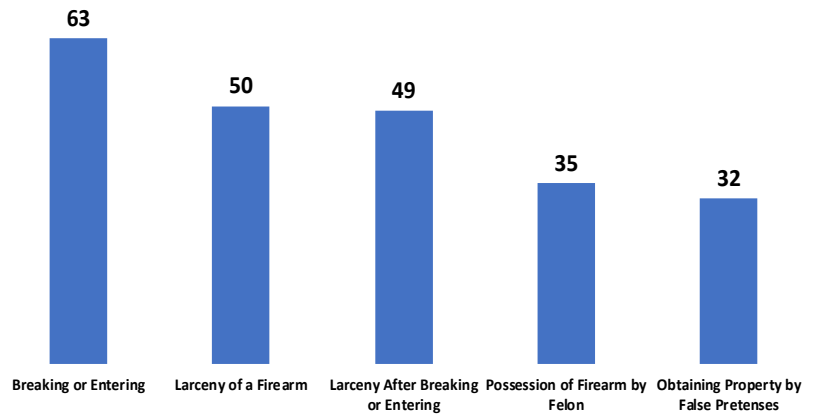


2019 Charged Felonies

84, 10.0%

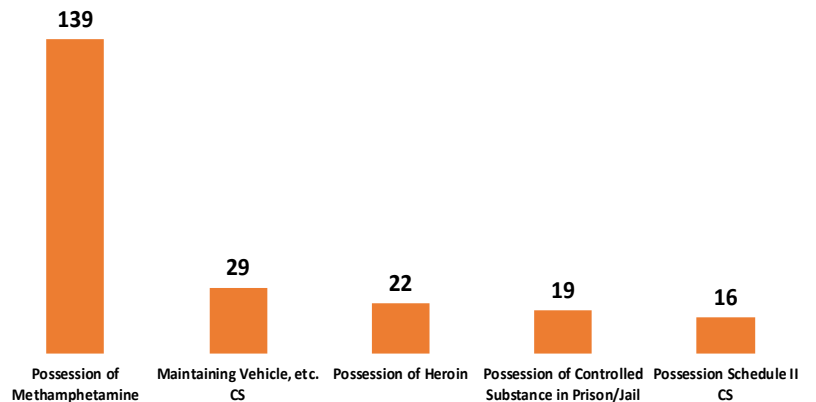


Most Commonly Charged Other Nonviolent Felonies



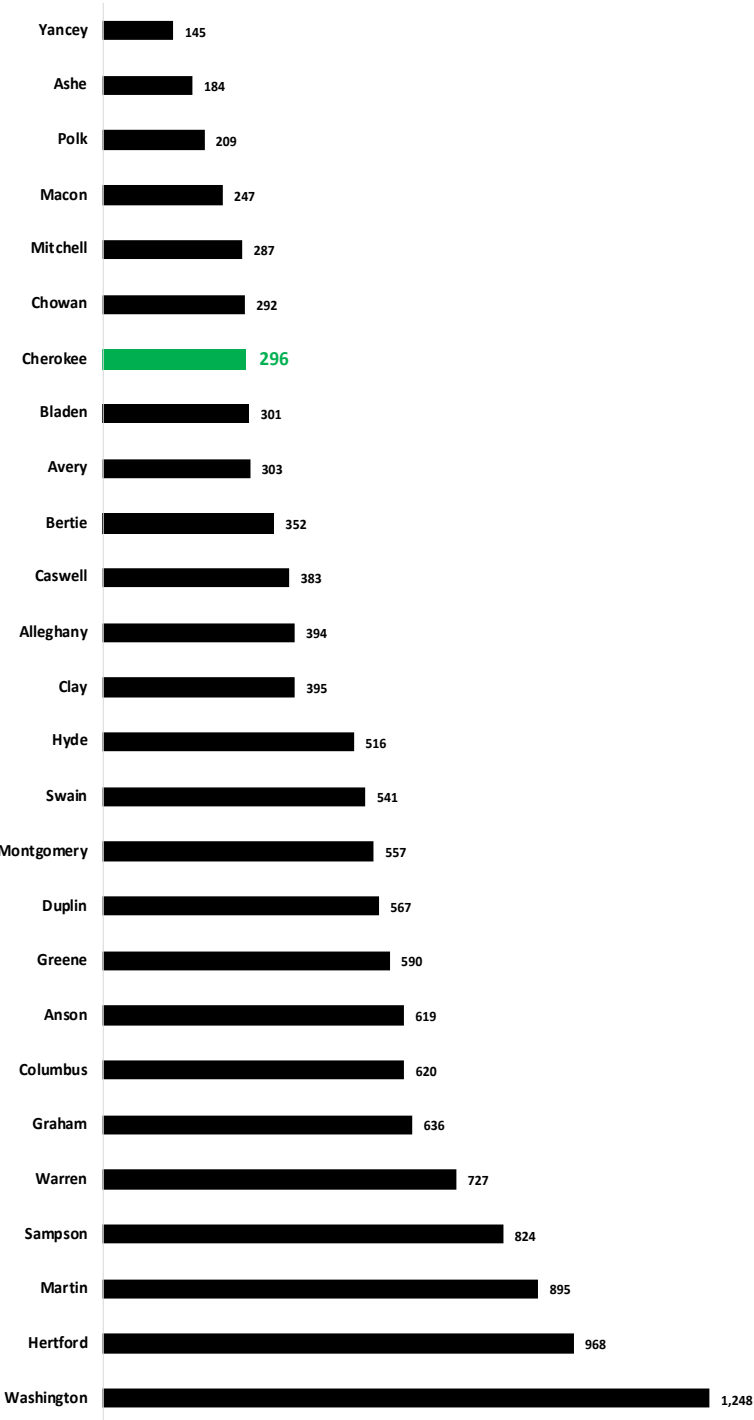
- Nonviolent Felonies, Other
- Nonviolent Drug Felonies
- Violent Felonies

Most Commonly Charged Drug Felonies



Among noncore counties¹, Cherokee County had the seventh lowest number of violent felony charges per 100,000 residents in 2019 at **296**. Between 2018 and 2019, Cherokee County had the 11th largest decrease in violent felony charges among noncore counties at **3.1** percentage points.

2019 Violent Felony Charges Per 100,000 Population Among Noncore Counties



2018 - 2019 Change in Percentage Violent Felony Charges Among Noncore Counties



¹ Noncore counties are nonmetropolitan counties that do not qualify as micropolitan according to the Office of Management and Budget.