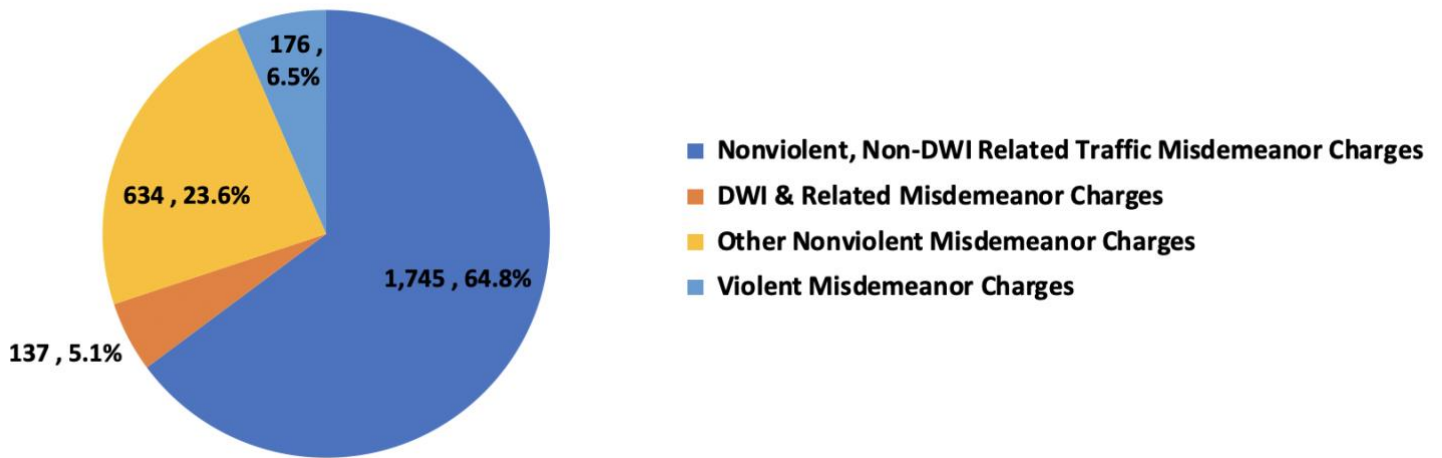
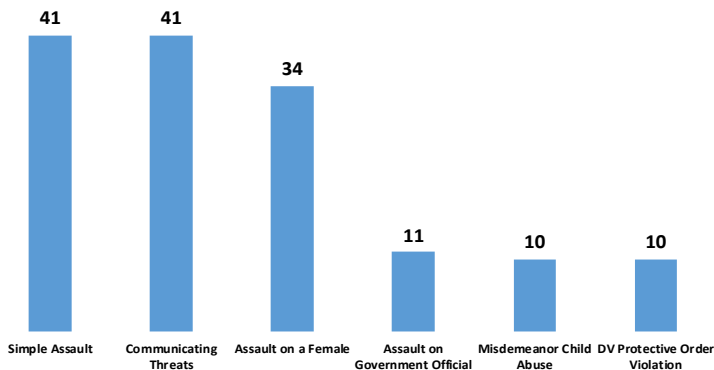


64.8% of Avery County misdemeanor charges were for nonviolent and non-DWI related traffic offenses, 28.0% were for other nonviolent offenses, 5.1% were for DWI and related offenses, and 6.5% were for violent offenses.

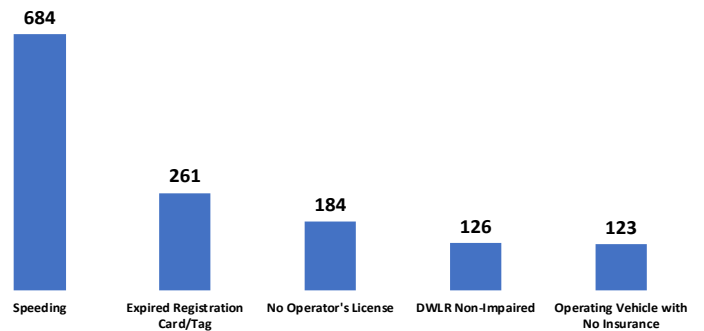
2019 Charged Misdemeanors



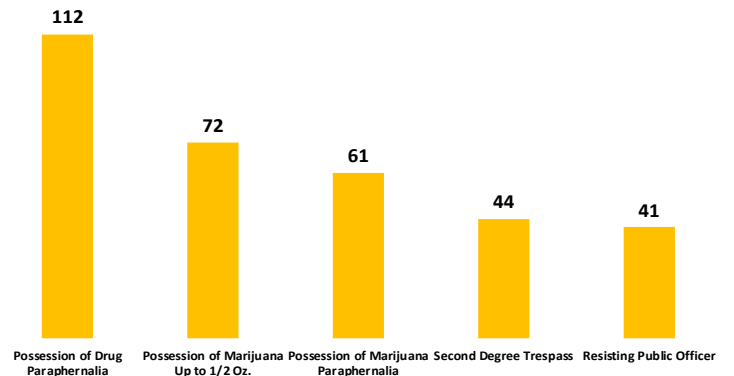
Most Commonly Charged Violent Misdemeanors



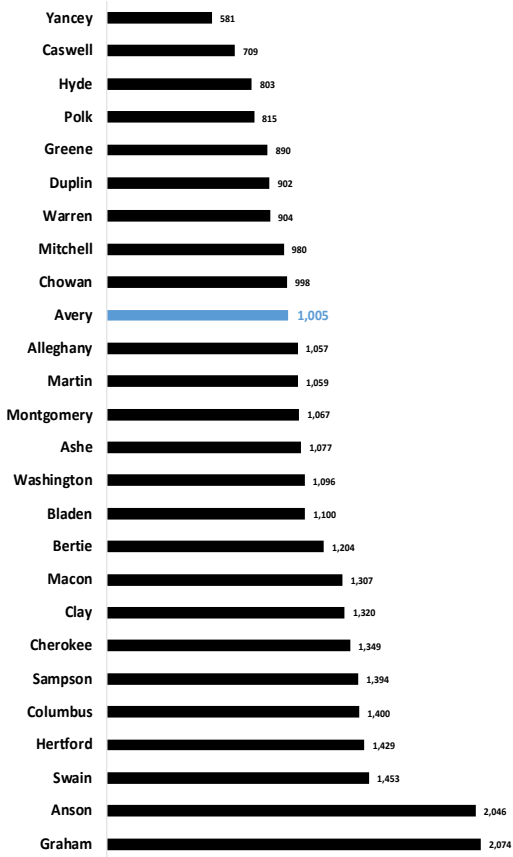
Most Commonly Charged Non-DWI Related Traffic Misdemeanors



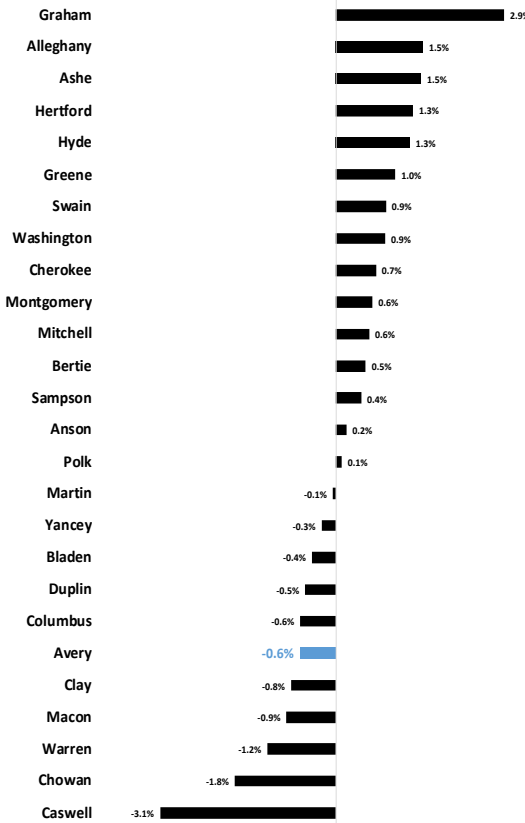
Most Commonly Charged Other Nonviolent Misdemeanors



2019 Violent Misdemeanor Charges Per 100,000 Population Among Noncore Counties

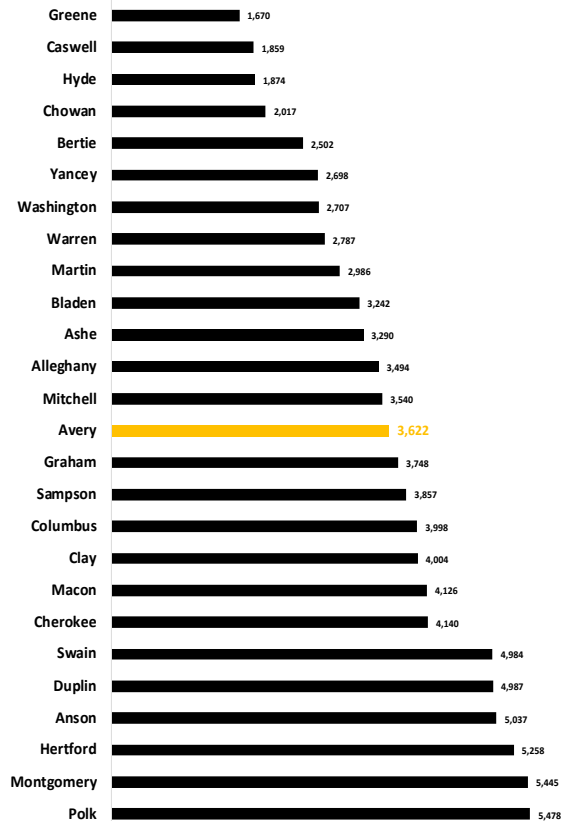


2018 - 2019 Change in Percentage Violent Misdemeanor Charges Among Noncore Counties

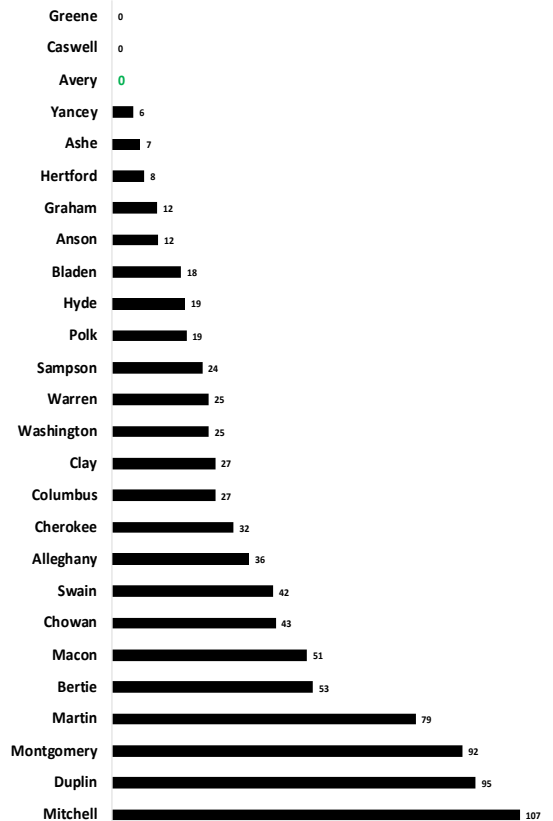


Among noncore counties¹, Avery County had the 10th lowest number of violent misdemeanor charges per 100,000 residents in 2019 at **1,005**. Between 2018 and 2019, Avery County had the sixth largest decrease in violent misdemeanor charges among noncore counties at **.6** percentage points.

2019 Other Nonviolent Misdemeanor Charges Per 100,000 Population Among Noncore Counties



2019 Ordinance Violation Charges Per 100,000 Population Among Noncore Counties

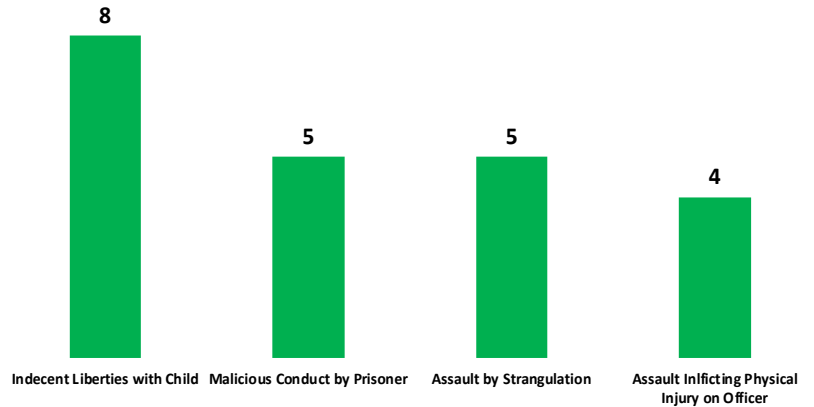


Among noncore counties¹, Avery County had the 13th highest number of other nonviolent misdemeanor charges per 100,000 residents in 2019 at **3,622**. Avery County had the lowest number of ordinance violation charges per 100,000 residents in 2019 at **0**.

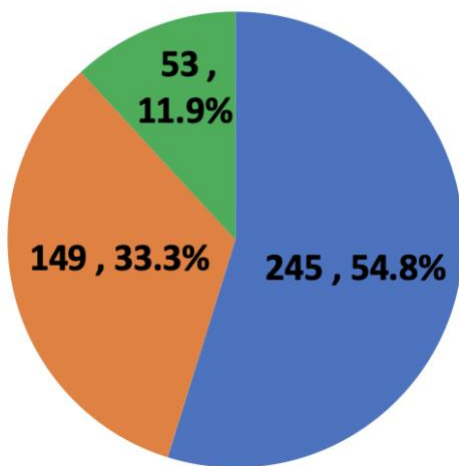
¹ Noncore counties are nonmetropolitan counties that do not qualify as micropolitan according to the Office of Management and Budget.

11.9% of Avery County felony charges were for violent felonies, **54.8%** were for nonviolent drug felonies, and **33.3%** were for other nonviolent felonies.

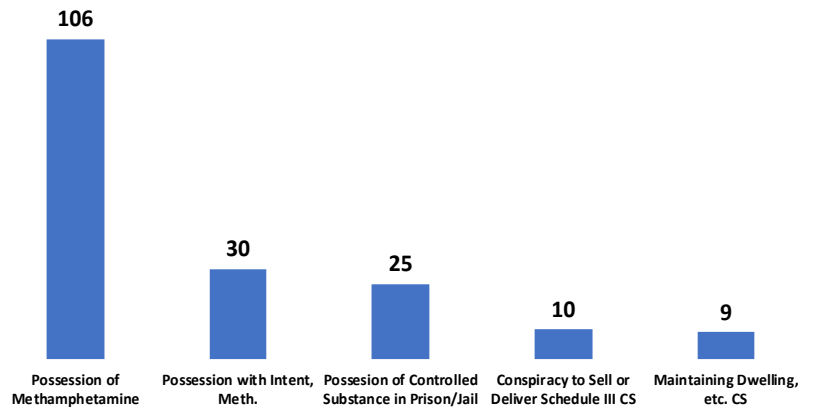
Most Commonly Charged Violent Felonies



2019 Charged Felonies

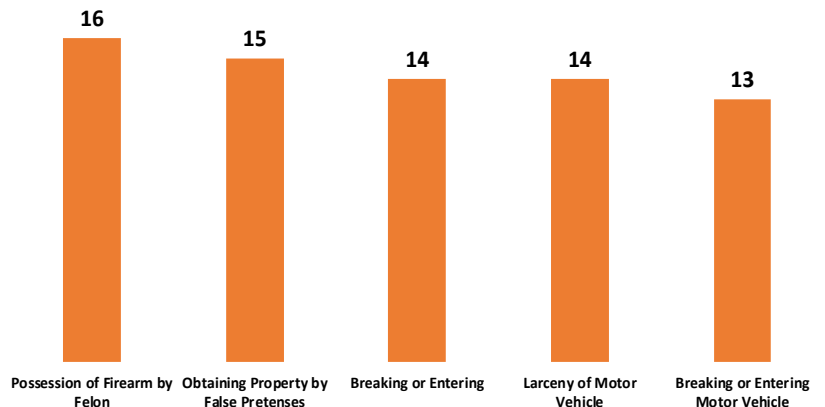


Most Commonly Charged Drug Felonies



- Nonviolent Drug Felonies
- Nonviolent Felonies, Other
- Violent Felonies

Most Commonly Charged Other Nonviolent Felonies



Among noncore counties¹, Avery County had the ninth lowest number of violent felony charges per 100,000 residents in 2019 at **303**. Between 2018 and 2019, Avery County had the 13th highest decrease in violent felony charges among noncore counties at **2.2** percentage points.

2019 Violent Felony Charges Per 100,000 Population Among Noncore Counties



2018 - 2019 Change in Percentage Violent Felony Charges Among Noncore Counties



¹ Noncore counties are nonmetropolitan counties that do not qualify as micropolitan according to the Office of Management and Budget.