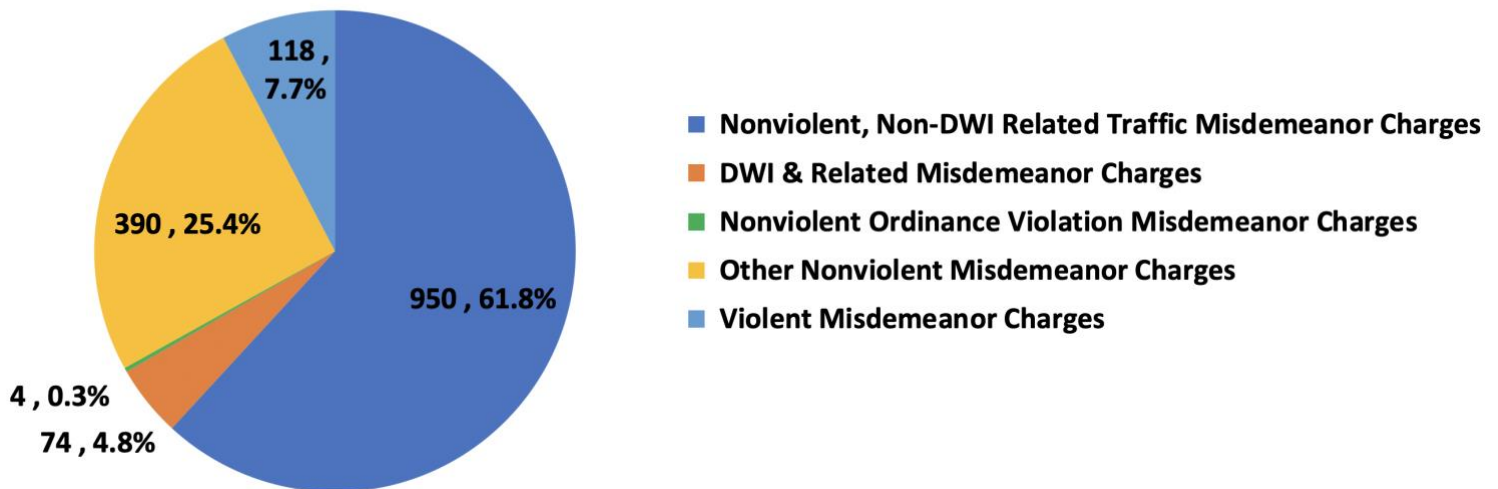
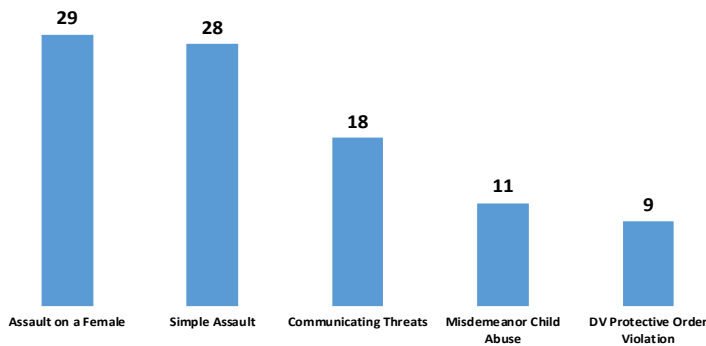


61.8% of Allegheny County misdemeanor charges were for nonviolent and non-DWI related traffic offenses, 25.4% were for other nonviolent offenses, 4.8% were for DWI and related offenses, 7.7% were for violent offenses, and .3% were for nonviolent ordinance violations.

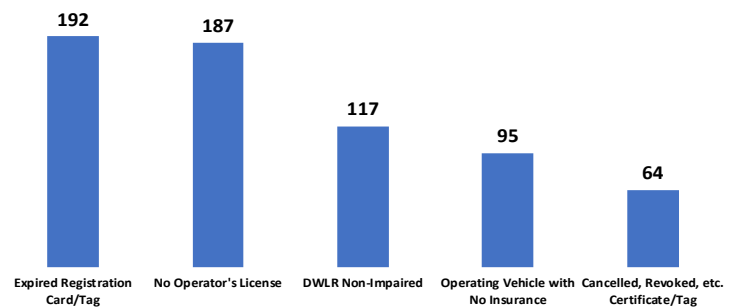
2019 Charged Misdemeanors



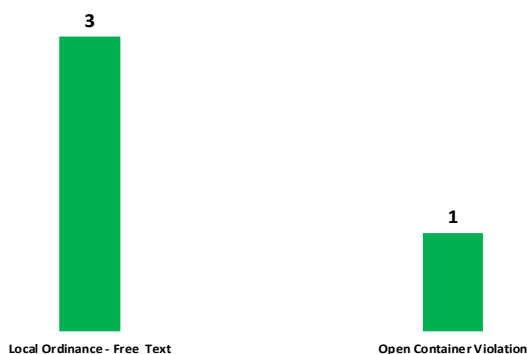
Most Commonly Charged Violent Misdemeanors



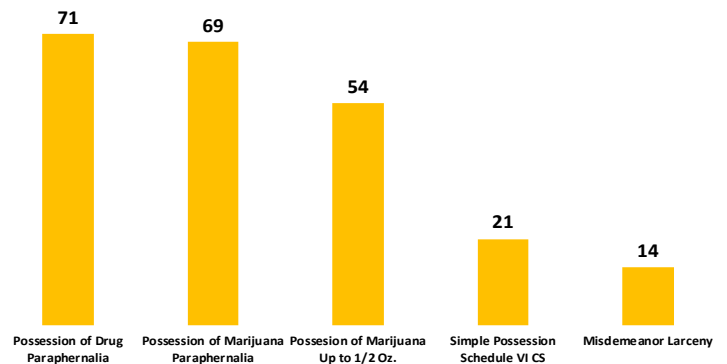
Most Commonly Charged Non-DWI Related Traffic Misdemeanors



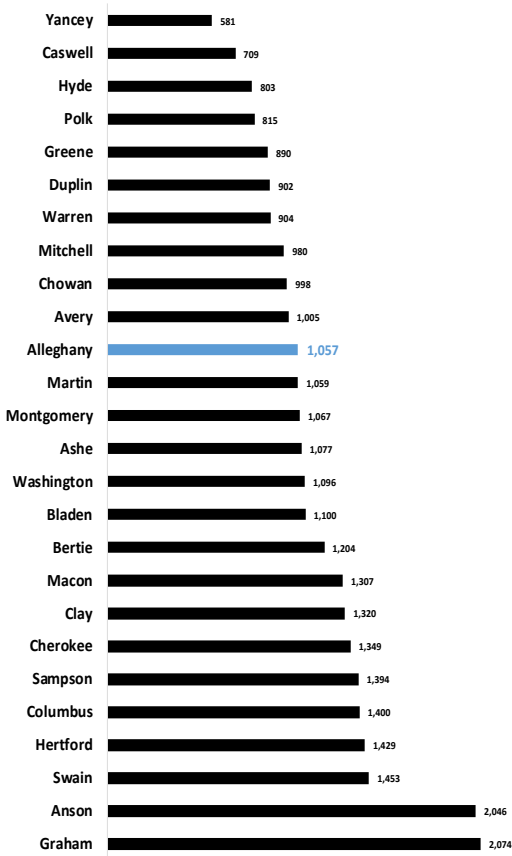
Most Commonly Charged Ordinance Violations



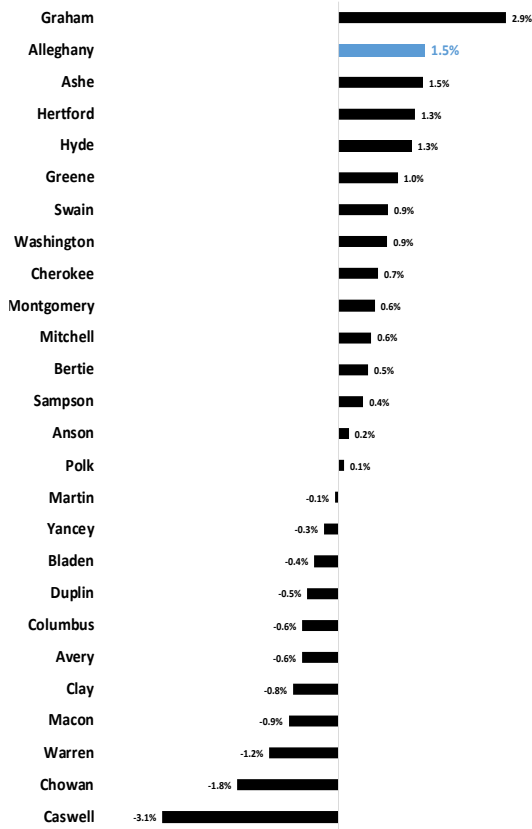
Most Commonly Charged Other Nonviolent Misdemeanors



2019 Violent Misdemeanor Charges Per 100,000 Population Among Noncore Counties

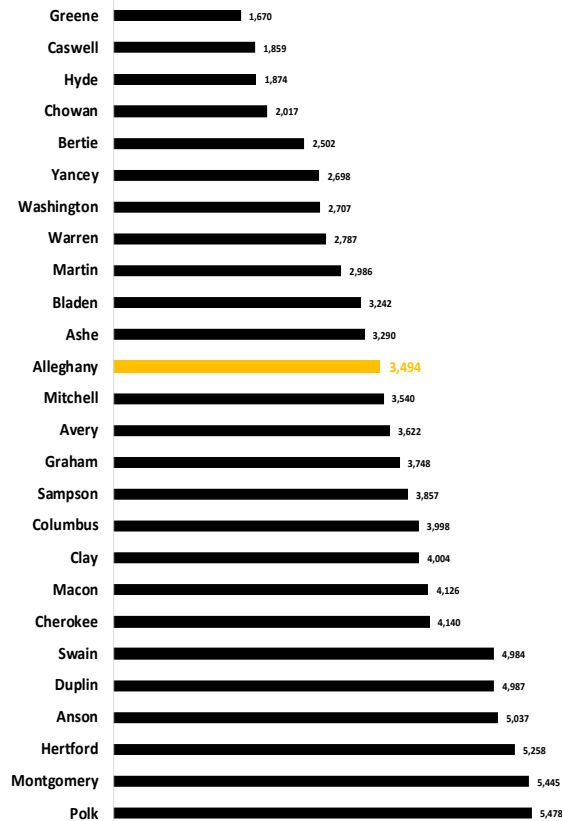


2018 - 2019 Change in Percentage Violent Misdemeanor Charges Among Noncore Counties

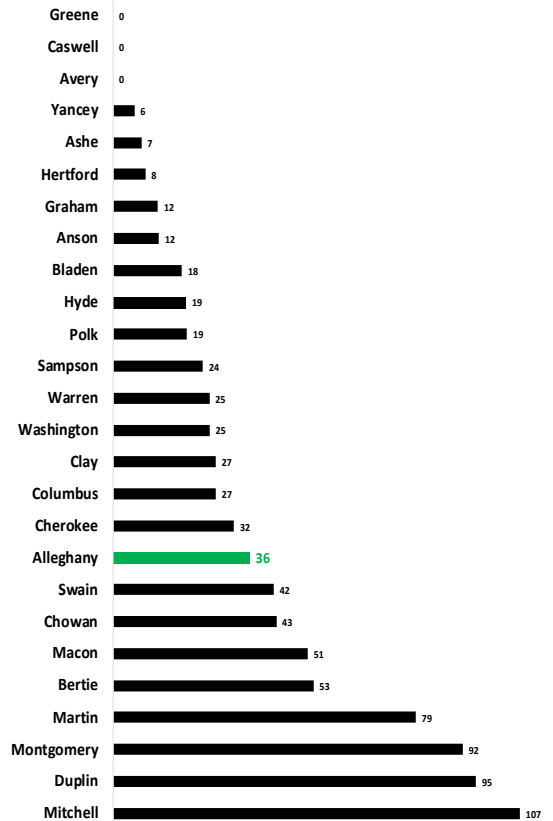


Among noncore counties¹, Alleghany County had the 11th lowest number of violent misdemeanor charges per 100,000 residents in 2019 at **1,057**. Between 2018 and 2019, Alleghany County had the second largest increase in violent misdemeanor charges among noncore counties at **1.5** percentage points.

2019 Other Nonviolent Misdemeanor Charges Per 100,000 Population Among Noncore Counties



2019 Ordinance Violation Charges Per 100,000 Population Among Noncore Counties

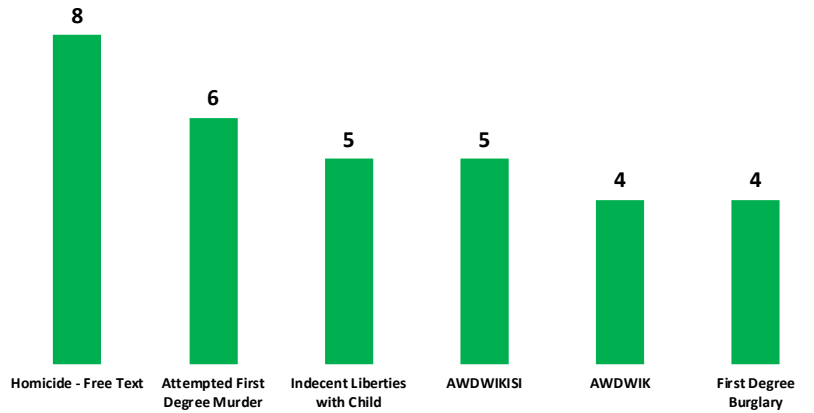


Among noncore counties¹, Alleghany County had the 12th lowest number of other nonviolent misdemeanor charges per 100,000 residents in 2019 at **3,494**. Alleghany County had the ninth highest number of ordinance violation charges per 100,000 residents in 2019 at **36**.

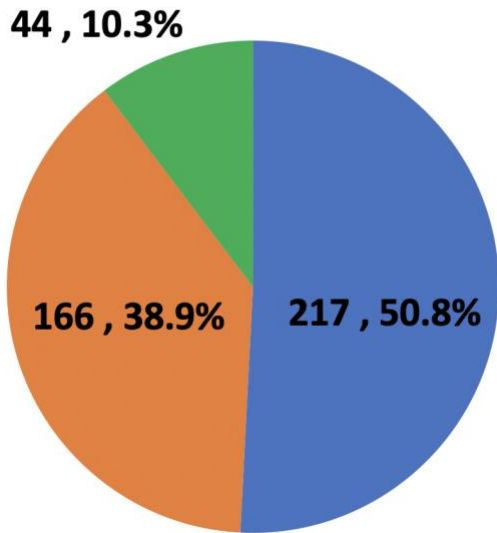
¹ Noncore counties are nonmetropolitan counties that do not qualify as micropolitan according to the Office of Management and Budget.

10.3% of Allegheny County felony charges were for violent felonies, 50.8% were for nonviolent drug felonies, and 38.9% were for other nonviolent felonies.

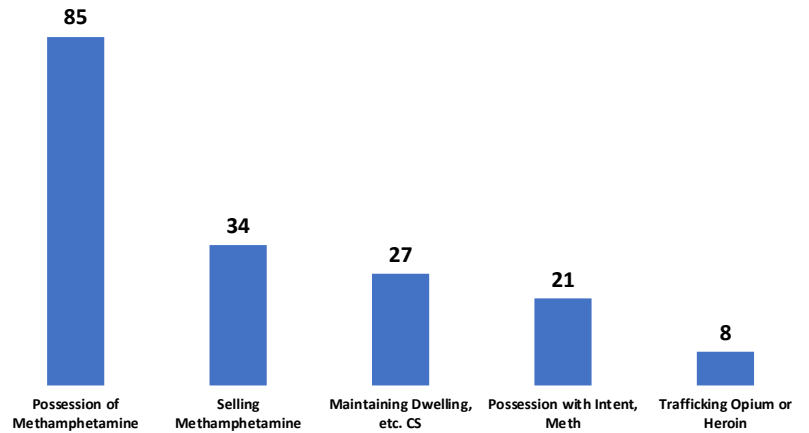
Most Commonly Charged Violent Felonies



2019 Charged Felonies

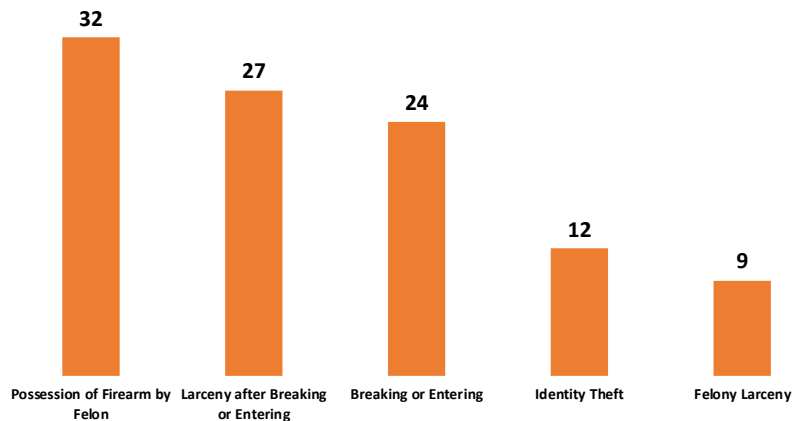


Most Commonly Charged Drug Felonies



- Nonviolent Drug Felonies
- Nonviolent Felonies, Other
- Violent Felonies

Most Commonly Charged Other Nonviolent Felonies



Among noncore counties¹, Alleghany County had the 12th lowest number of violent felony charges per 100,000 residents in 2019 at **394**. Between 2018 and 2019, Alleghany County had the 12th highest decrease in violent felony charges among noncore counties at **2.3** percentage points.

2019 Violent Felony Charges Per 100,000 Population Among Noncore Counties



2018 - 2019 Change in Percentage Violent Felony Charges Among Noncore Counties



¹ Noncore counties are nonmetropolitan counties that do not qualify as micropolitan according to the Office of Management and Budget.