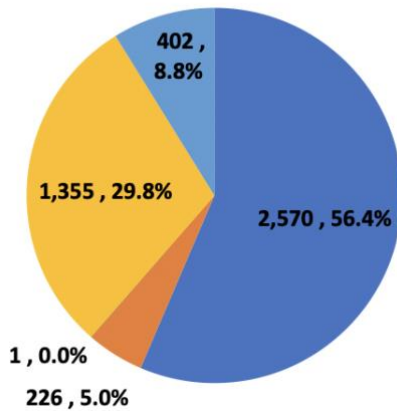


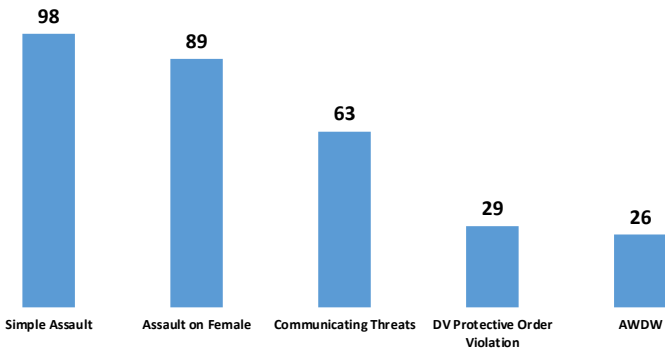
56.4% of Alexander County misdemeanor charges were for nonviolent and non-DWI related traffic offenses, 29.8% were for other nonviolent offenses, 5.0% were for DWI and related offenses, 8.8% were for violent offenses, and 0.0% were for nonviolent ordinance violations.

2019 Charged Misdemeanors

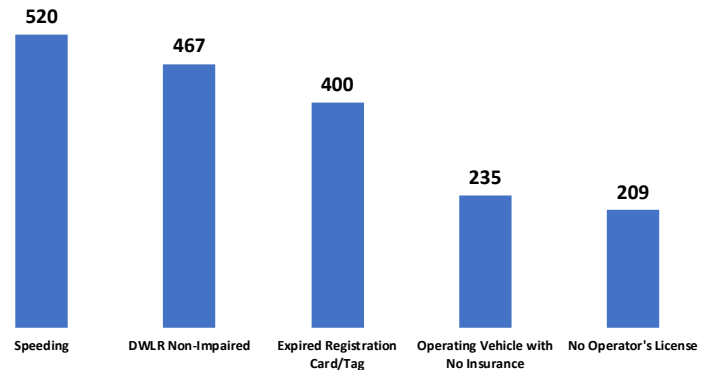


- Nonviolent, Non-DWI Related Traffic Misdemeanor Charges
- DWI & Related Misdemeanor Charges
- Nonviolent Ordinance Violation Misdemeanor Charges
- Other Nonviolent Misdemeanor Charges
- Violent Misdemeanor Charges


Most Commonly Charged Violent Misdemeanors



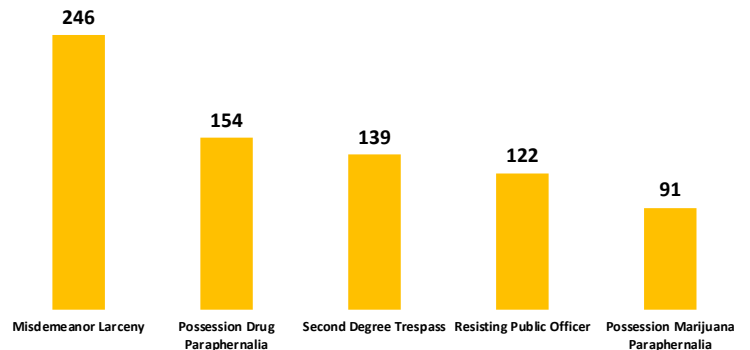
Most Commonly Charged Non-DWI Related Traffic Misdemeanors



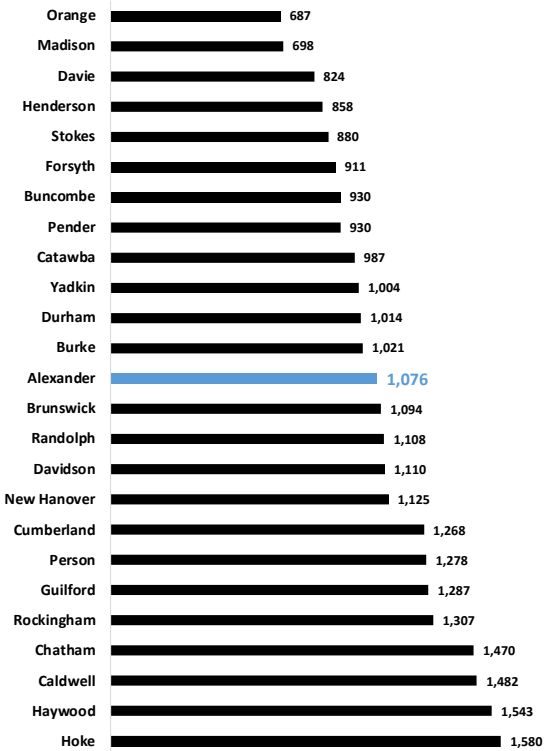
Most Commonly Charged Ordinance Violations



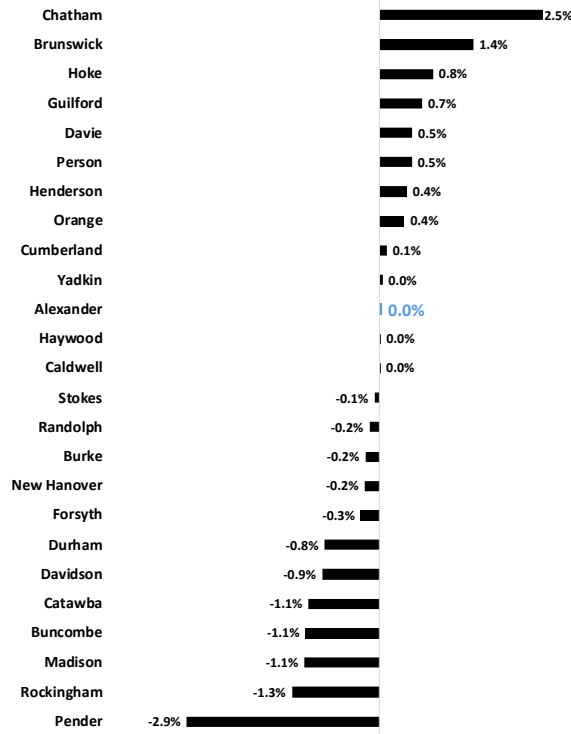
Most Commonly Charged Other Nonviolent Misdemeanors



2019 Violent Misdemeanor Charges Per 100,000 Population Among Medium Metro Counties



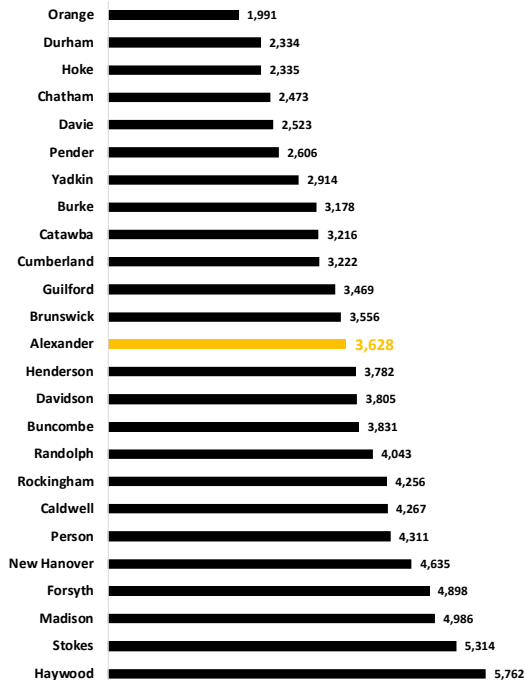
2018 - 2019 Change in Percentage Violent Misdemeanor Charges Among Medium Metro Counties



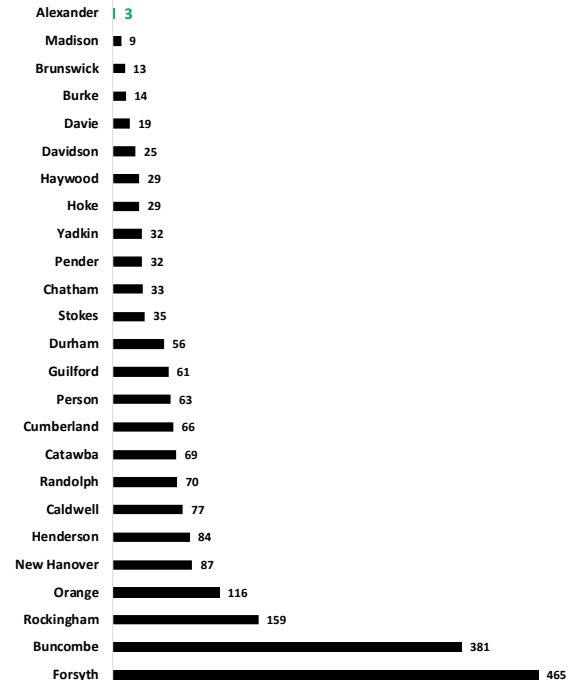
Among medium metro counties¹, Alexander County had the 13th lowest number of violent misdemeanor charges per 100,000 residents in 2019 at **1,076**. Between 2018 and 2019, Alexander County had the 11th largest increase in violent misdemeanor charges among medium metro counties at **0.0** percentage points.

Among medium metro counties¹, Alexander County had the 13th lowest number of other nonviolent misdemeanor charges per 100,000 residents in 2019 at **3,628**. Alexander County had the lowest number of ordinance violation charges per 100,000 residents in 2019 at **3**.

2019 Other Nonviolent Misdemeanor Charges Per 100,000 Population Among Medium Metro Counties



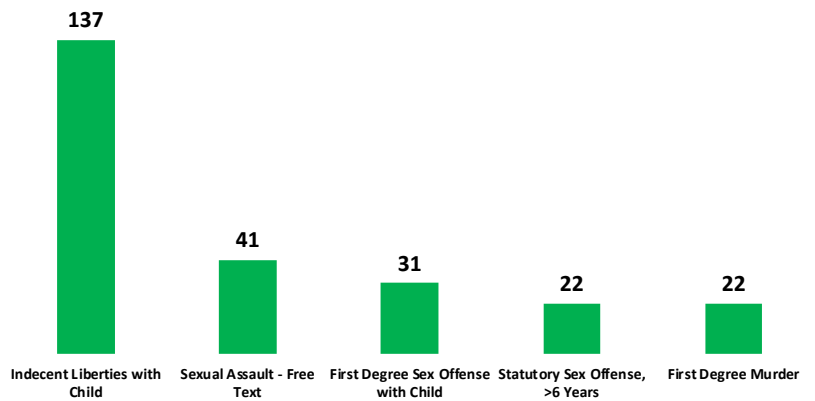
2019 Ordinance Violation Charges Per 100,000 Population Among Medium Metro Counties



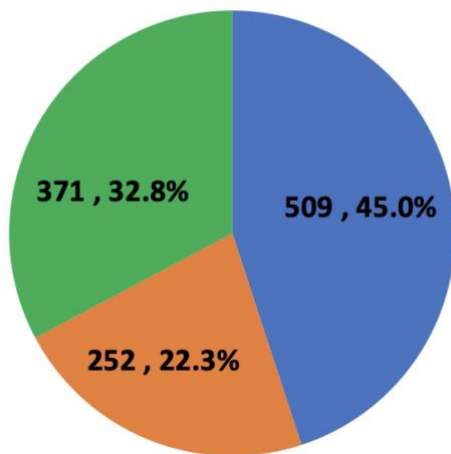
¹ Medium metro counties are defined by the National Center for Health Statistics as those counties in metropolitan statistical areas with populations between 250,000 and 999,999.

32.8% of Alexander County felony charges were for violent felonies, **22.3%** were for nonviolent drug felonies, and **45.0%** were for other nonviolent felonies.

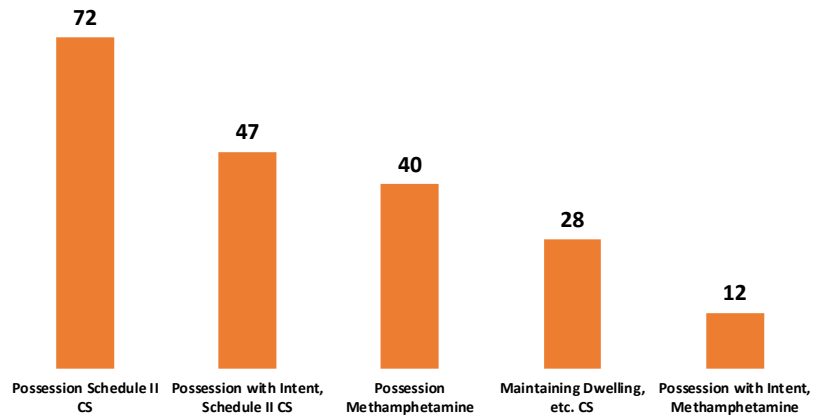
Most Commonly Charged Violent Felonies



2019 Charged Felonies

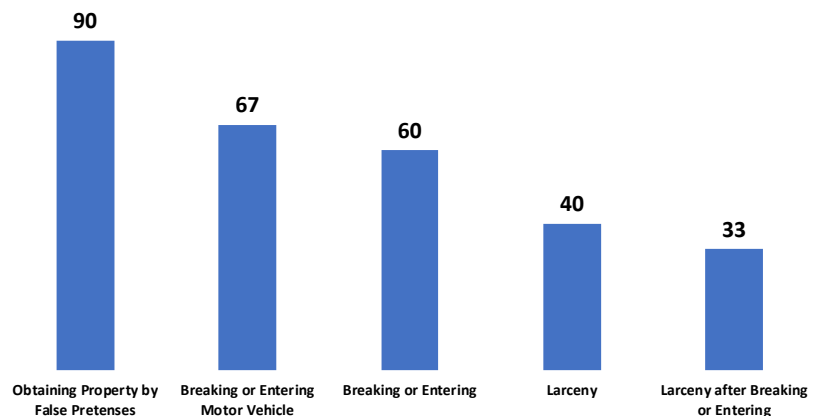


Most Commonly Charged Drug Felonies



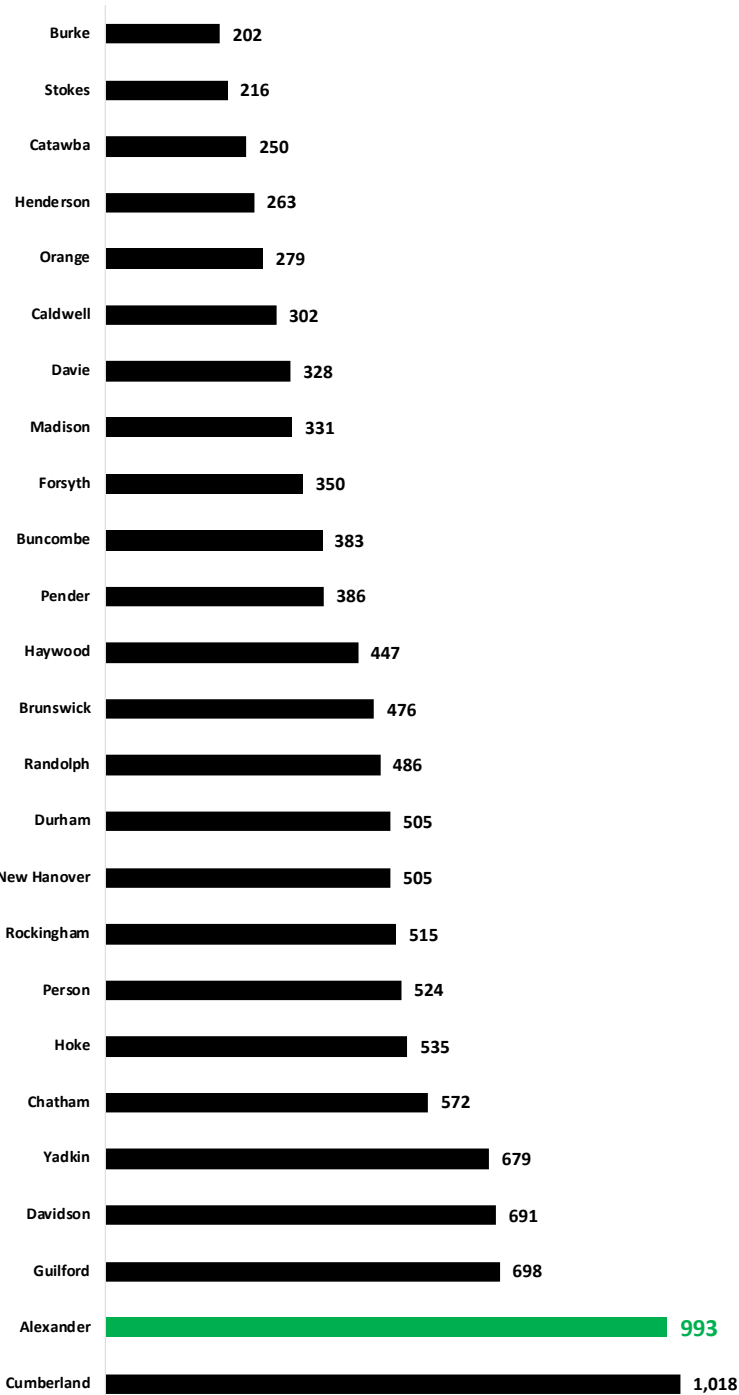
- Nonviolent Felonies, Other
- Nonviolent Drug Felonies
- Violent Felonies

Most Commonly Charged Other Nonviolent Felonies

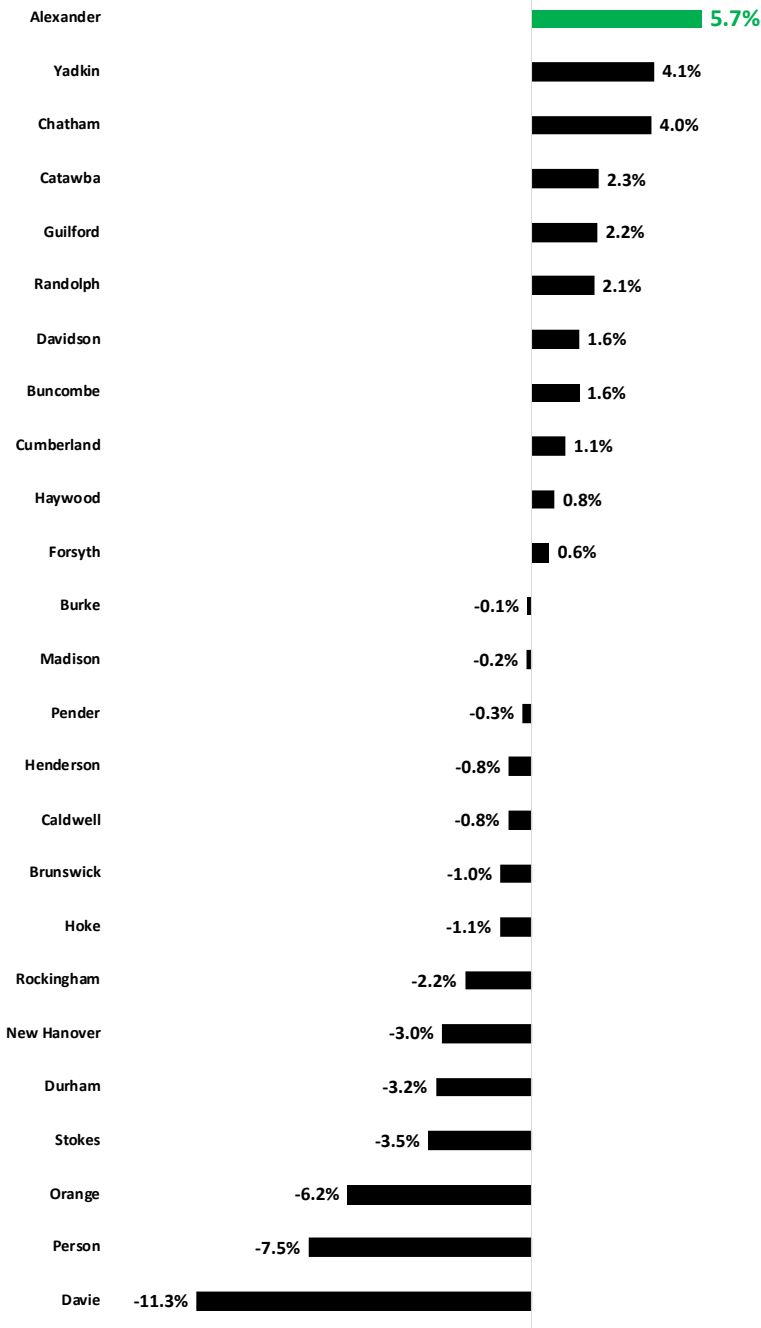


Among medium metro counties¹, Alexander County had the second highest number of violent felony charges per 100,000 residents in 2019 at **993**. Between 2018 and 2019, Alexander County had the largest increase in violent felony charges among medium metro counties at **5.7** percentage points.

2019 Violent Felony Charges Per 100,000 Population Among Medium Metro Counties



2018 - 2019 Change in Percentage Violent Felony Charges Among Medium Metro Counties



¹ Medium metro counties are defined by the National Center for Health Statistics as those counties in metropolitan statistical areas with populations between 250,000 and 999,999.