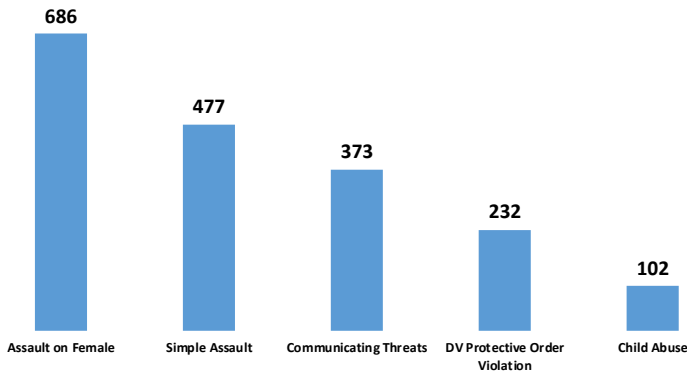


63.9% of Alamance County misdemeanor charges were for nonviolent and non-DWI related traffic offenses, 21.2% were for other nonviolent offenses, 5.8% were for DWI and related offenses, 8.6% were for violent offenses, and .5% were for nonviolent ordinance violations.

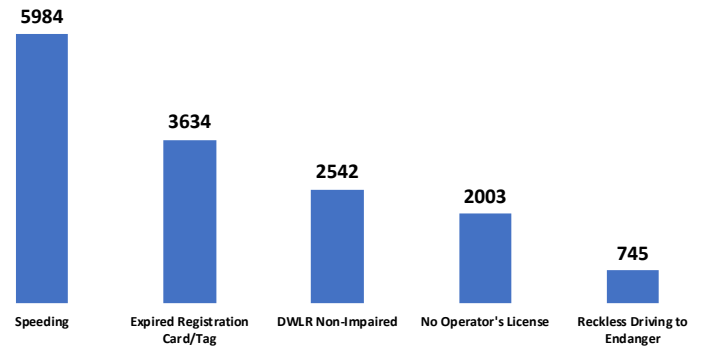
2019 Charged Misdemeanors



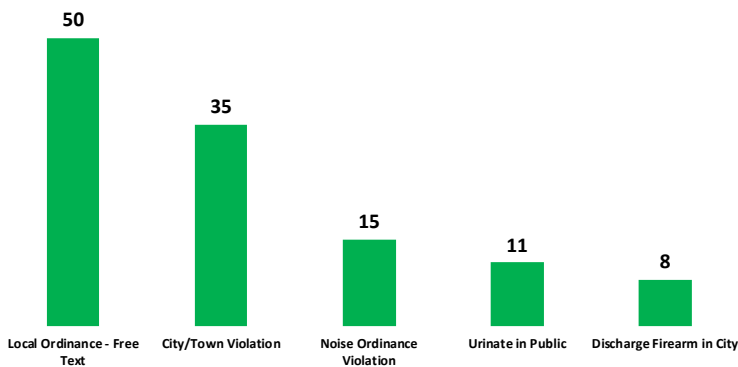
Most Commonly Charged Violent Misdemeanors



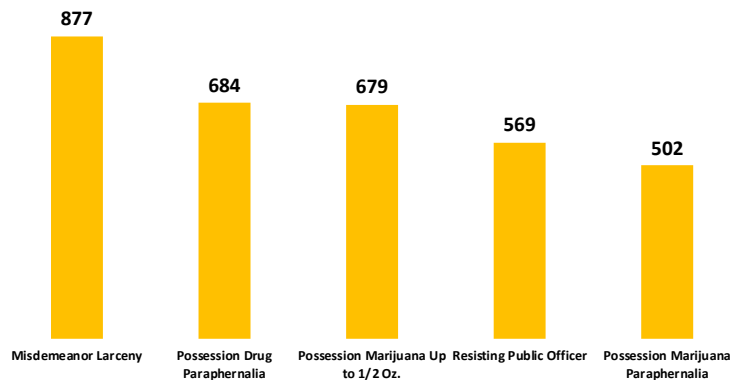
Most Commonly Charged Non-DWI Related Traffic Misdemeanors



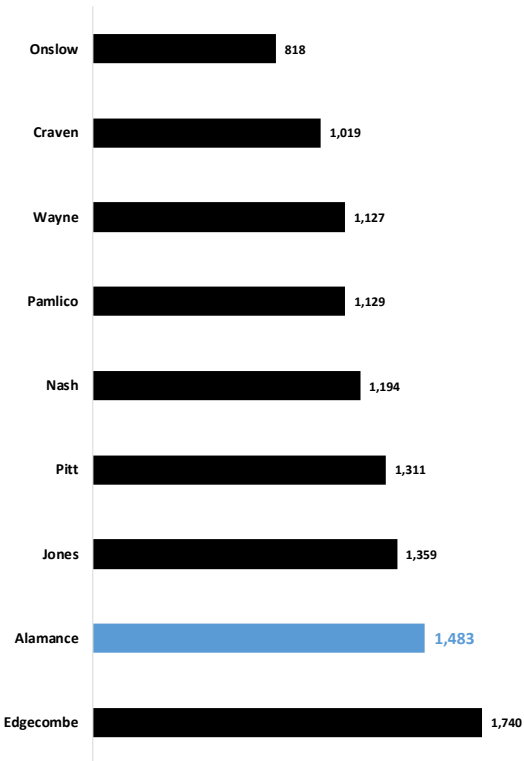
Most Commonly Charged Ordinance Violations



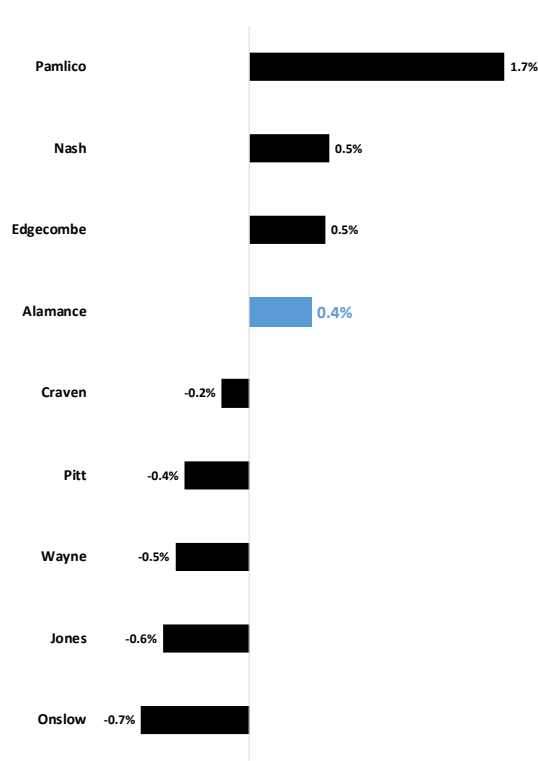
Most Commonly Charged Other Nonviolent Misdemeanors



2019 Violent Misdemeanor Charges Per 100,000 Population Among Medium Metro Counties



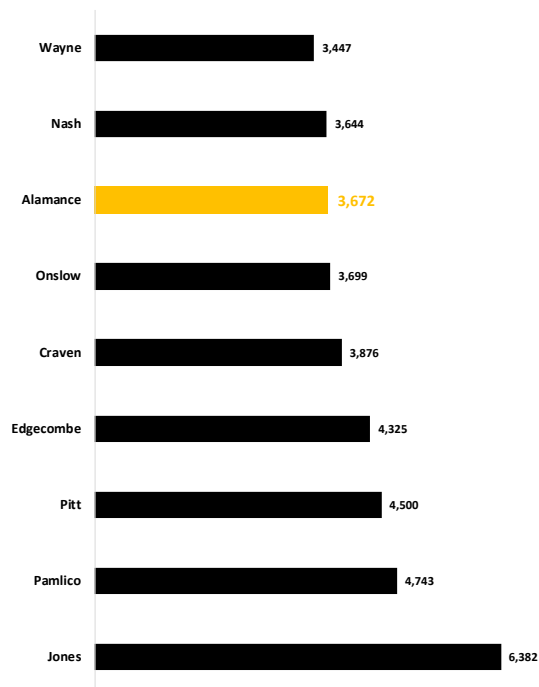
2018 - 2019 Change in Percentage Violent Misdemeanor Charges Among Medium Metro Counties



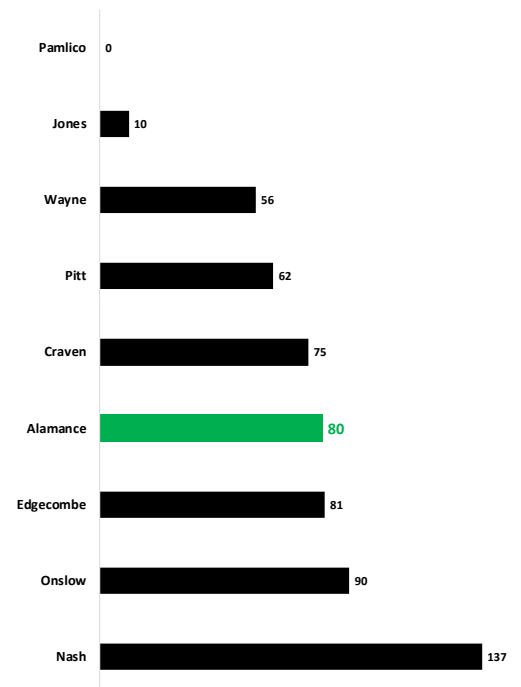
Among small metro counties¹, Alamance County had the second highest number of violent misdemeanor charges per 100,000 residents in 2019 at **1,483**. Between 2018 and 2019, Alamance County had the fourth largest increase in violent misdemeanor charges among medium metro counties at **.4** percentage points.

Among small metro counties¹, Alamance County had the third lowest number of other nonviolent misdemeanor charges per 100,000 residents in 2019 at **3,672**. Alamance County had the fourth highest number of ordinance violation charges per 100,000 residents in 2019 at **80**.

2019 Other Nonviolent Misdemeanor Charges Per 100,000 Population Among Medium Metro Counties



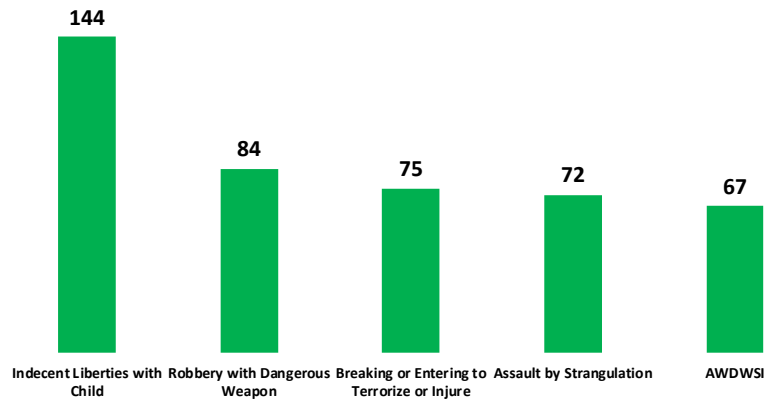
2019 Ordinance Violation Charges Per 100,000 Population Among Medium Metro Counties



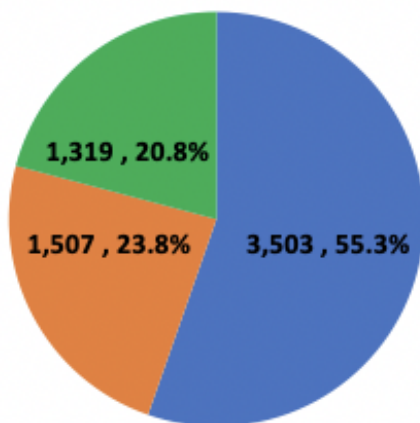
¹ Small metro counties are defined by the National Center for Health Statistics as those counties in metropolitan statistical areas with populations less than 250,000.

20.8% of Alamance County felony charges were for violent felonies, **23.8%** were for nonviolent drug felonies, and **55.3%** were for other nonviolent felonies.

Most Commonly Charged Violent Felonies

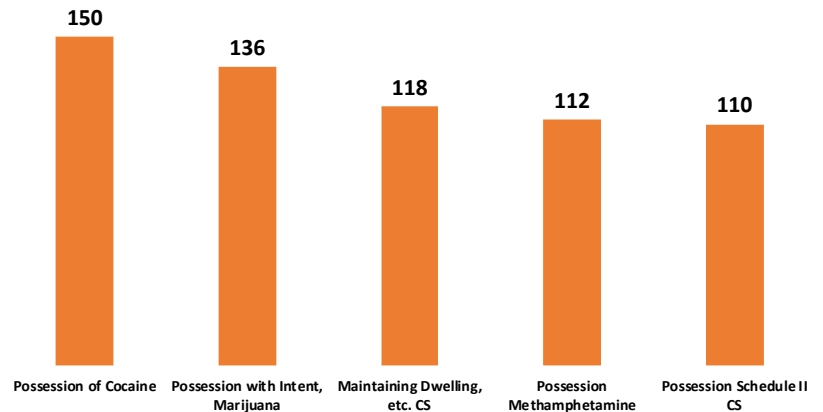


2019 Charged Felonies

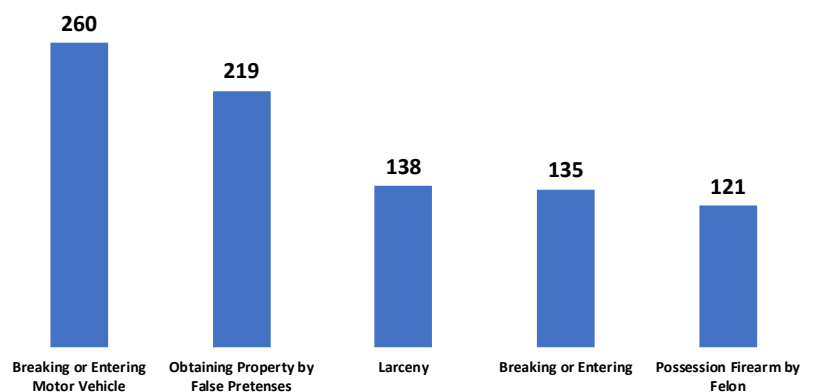


- Nonviolent Felonies, Other
- Nonviolent Drug Felonies
- Violent Felonies

Most Commonly Charged Drug Felonies



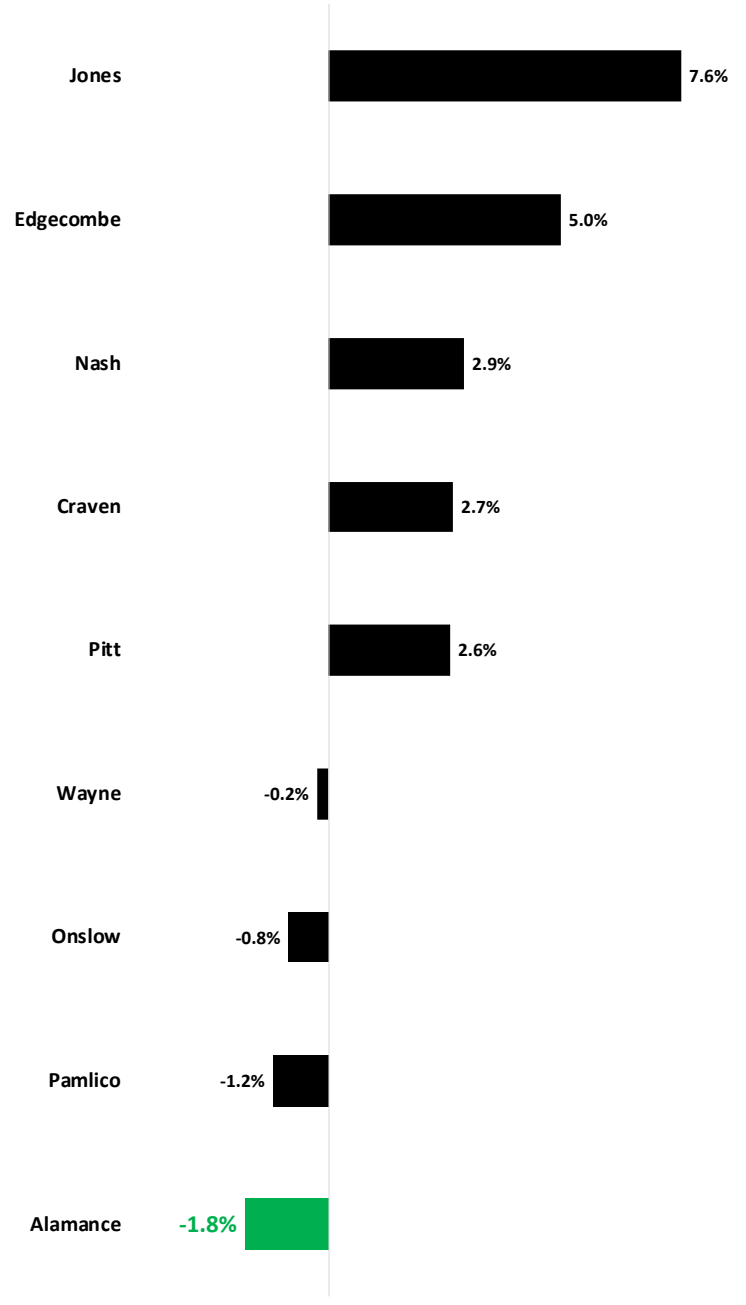
Most Commonly Charged Other Nonviolent Felonies



Among small metro counties¹, Alamance County had the third highest number of violent felony charges per 100,000 residents in 2019 at **792**. Between 2018 and 2019, Alamance County had the largest decrease in violent felony charges at **1.8** percentage points.

2019 Violent Felony Charges Per 100,000 Population Among Medium Metro Counties

2018 - 2019 Change in Percentage Violent Felony Charges Among Medium Metro Counties



¹ Small metro counties are defined by the National Center for Health Statistics as those counties in metropolitan statistical areas with populations less than 250,000.